

# SIU Scientific Programme 2023

Wednesday, October 11

 Session will be presented on the SIU@U App included with your congress registration.

0730-1630



## SYMP-01: Magic Ingredients for Research and Publications

Room: Rumeli Ballroom B2

Co-Chairs: Mehmet Kocak, Türkiye / Pilar Laguna, Türkiye / Muhammad Imran Omar, United Kingdom

The course is intended for medical students, residents and young urologists who want to learn about the different aspects of performing research, the special ingredients needed to make a project successful and turn this into attractive manuscripts. Hence the participants will learn how to improve their scientific writing skills and their ability in interpreting a scientific publication. During this session the faculty will also provide some tips and tricks on how to write a scientific manuscript and to better present results. During the session the editors of the different journals including the Indian Journal of Urology, the Turkish Journal of Urology, Prostate cancer and Prostate diseases and the SIU Journal will discuss with the participants about the different aspects of publications.

### Learning Objectives:

At the end of this session, attendees will

- understand about the importance of research and publications
- understand about the different aspects to prepare a research project, including surveys, systematic reviews and registries
- understand about the role and importance of biostatistics
- understand the basics of scientific writing .
- understand how to successfully submit a manuscript and why a manuscript may be rejected.

0730-0800

### Welcome

Sabahattin Aydın, Türkiye  
Ates Kadioğlu, Türkiye  
Pilar Laguna, Türkiye  
Mesut Yılmaz, Türkiye

### Section I

Co-Chairs  
Sabahattin Aydın, Türkiye  
Emin Gürtan, Türkiye  
Mehmet Kocak, Türkiye  
Berk Mendere, Türkiye  
Muhammad Imran Omar, United Kingdom

0800-0825

### Importance of Research and Publications

Peter Black, Canada

0825-0850

### Formulating a Good Study Question

M Hammad Ather, Pakistan

0850-0915

### How to Prepare a Survey

Lara Rodriguez Sanchez, Spain

0915-0935

**SIU Collaboration in Surveys**

Fatima Bekiroglu, Türkiye

0935-1000

**Lessons Learned From a Registry**

Joyce Baard, The Netherlands

1000-1030



**Break**

**Section II**

Co-Chairs

Nursanem Celik, Türkiye

Mehmet Kocak, Türkiye

Muhammad Imran Omar, United Kingdom

Mehmet Özalevli, Türkiye

Valentin Pavlov, Russia

1030-1050

**Big Data in Scientific Studies**

Ganesh Gopalakrishnan, India

1050-1110

**Apps and Research**

Nuno Pereira-Azevedo, Portugal

1110-1130

**uCARE and Research**

Ranan Dasgupta, United Kingdom

1130-1150

**The Role of Biostatistics in Medical Research**

Mehmet Kocak, Türkiye

1150-1210

**Round Table**

Chair: Muhammad Imran Omar, United Kingdom

1210-1300



**Break (Lunch)**

1300-1630

**Section III**

Co-Chairs

Taner Hacısmanoğlu, Türkiye

Ates Kadioğlu, Türkiye

Mehmet Kocak, Türkiye

Muhammad Imran Omar, United Kingdom

Züleyha SEYHAN, Türkiye

1300-1325

**How to Write a Good Manuscript**

Pilar Laguna, Türkiye

1325-1350

**The Editors Perspective**

Cosimo De Nunzio, Italy

1350-1405

**My First Publication – How to Do It?**

Furkan Almas, Türkiye

1405-1430

**Cochrane Network and Systematic Reviews**

Muhammad Imran Omar, United Kingdom

1430-1500



**Break**

1500-1525

**Why This Paper Was Rejected**

Apul Goel, India

1525-1550

**Open Access - the Good, the Bad and the Ugly**

Rajeev Kumar, India

1550-1630

**Round Table**

Chair: Peter Black, Canada

0730-1800



**SYMP-02: World Urological Oncology Federation (WUOF) - Paradigm Shifts in Urologic Oncology**

Room: Rumeli LL3

Co-Chairs: Peter Hammerer, Germany / Laurence Klotz, Canada

**Welcome & Introductions**

0730-0755

**Meet and Greet International Colleagues**

0755-0800

**Framing of Theme**

Peter Hammerer, Germany

Laurence Klotz, Canada

**SESSION ONE | MANAGEMENT OF PROSTATE CANCER/EARLY DETECTION & ACTIVE SURVEILLANCE**

Moderators

Laurence Klotz, Canada

Robert Reiter, United States

Henry Woo, Australia

0800-0815

**Will there be Screening in the European Union?**

Hendrik van Poppel, Belgium

0815-0830

**PSMA PET for Imaging of the Prostate in Localized and Radio-recurrent Disease: How Useful is it Compared to MRI?**

Robert Reiter, United States

0830-0845

**Real World Data on Micro-ultrasound in the Detection and Staging of Prostate Cancer**

Guram Karazanashvili, Georgia

0845-0900

**Systematic Biopsies Should be Discontinued**

Laurence Klotz, Canada

0900-0915

**Role of Liquid Biomarkers in Active Surveillance**

Marc Dall'Era, United States

0915-0930

**Discussion**

0930-0945

**Real World Outcomes of Radical Prostatectomy**

Leonardo O. Reis, Brazil

0945-1000

**Rethinking Lymph Node Dissection at Radical Prostatectomy**

Peter Carroll, United States

1000-1015

**Predicting Biochemical Recurrence After Radical Prostatectomy**

Henry Woo, Australia

1015-1030

**Oncological Outcomes with Focal Therapy for Intermediate Risk Prostate Cancer**

Lara Rodriguez Sanchez, Spain

**1030-1045**                    **Irreversible Electroporation for PCa Using PSMA PET-C**  
 Ji Youl Lee, South Korea

**1045-1100**                    **Discussion**  
**SESSION TWO | UROTHELIAL CANCER PART 1**  
 Moderators  
 Maurizio Brausi, Italy  
 Peter Carroll, United States  
 Seth Lerner, United States

**1100-1115**                    **Urinary Biomarkers for Bladder Cancer Detection**  
 Badrinath Konety, United States

**1115-1130**                    **Nuances of Diagnosis and Management of Intermediate Risk NMIBC**  
 Ashish M. Kamat, United States

**1130-1145**                    **Second Line Therapy for NMIBC Recurrence After BCG Therapy**  
 Peter Black, Canada

**1145-1200**                    **Standard vs Extended vs No Lymphadenectomy With Cystectomy: Recent Data**  
 Seth Lerner, United States

**1200-1215**                    **Discussion**

**1215-1310**                    **WORKING LUNCH - Meal Voucher Required for All Registered Attendees**  
**ANNOUNCEMENTS: WELCOME NEW WUOF Member Societies**  
**SESSION THREE | URO-ONCOLOGY TRIALS IN PROGRESS**  
 Moderators  
 Axel Bex, United Kingdom  
 Peter Black, Canada  
 Peter Hammerer, Germany

**1315-1340**                    **Bladder Cancer**  
 Andrea Necchi, Italy

**1340-1400**                    **Prostate Cancer and Kidney Cancer**  
 Peter Hammerer, Germany

**1400-1500**                    **SESSION FOUR | UROTHELIAL CANCER PART 2**  
 Moderators  
 Abdulla Alansari  
 Joyce Baard, The Netherlands  
 Badrinath Konety, United States

**1400-1415**                    **Tri-modal Therapy for MIBC**  
 Adam Feldman, United States

**1415-1430**                    **Radical Cystectomy in the Elderly and Co-morbidity**  
 Maurizio Brausi, Italy

**1430-1445**                    **Novel Approaches to Upper Tract TC**  
 Shomik Sengupta, Australia

**1445-1500**                    **Discussion**

## SESSION FIVE | KIDNEY & TESTES

Moderators  
Dmitry Pushkar, Russia  
Sudhir Rawal, India  
Rafael Sanchez-Salas, Canada

- 1500-1515 **Active Surveillance for SMRs: Where to Draw the Line?**  
Antonio Finelli, Canada
- 1515-1530 **Neoadjuvant and Adjuvant IO in Kidney Cancer**  
Axel Bex, United Kingdom
- 1530-1545 **RPLND for Seminoma: Patient Selection Using Short Term vs. Long Term Considerations**  
Vidit Sharma, United States
- 1545-1600 **Discussion**

## SESSION SIX | PCA ADVANCED

Moderators  
Peter Hammerer, Germany  
Shomik Sengupta, Australia

- 1600-1615 **Observation, Radiation or RP for Localized PCa**  
Matthew Cooperberg, United States
- 1615-1630 **Salvage Options after Radical Treatment of Prostate Cancer**  
Derya Tilki, Germany
- 1630-1645 **Role of Metastasis Directed Therapy**  
Hale Başak Çağlar, Türkiye
- 1645-1700 **Radioligand Therapy in Advanced PCA-Present and Future**  
Neil Fleshner, Canada
- 1700-1715 **Discussion & Closing Remarks**
- Adjourn**

Peter Hammerer, Germany  
Laurence Klotz, Canada

## SYMP-03: Indian Urology Around the World Symposium

Room: Rumeli LL2  
Co-Chairs: Sanjay Kulkarni, India / G G Laxman Prabhu, India

- 0830-0833 **Opening Remarks**
- 0833-0842 **Obliterative Urethral Strictures**
- 0842-0851 **I Would Stage It**  
Arun Chawla, India
- 0851-0900 **I Would Repair It**  
Sanjay Kulkarni, India
- 0900-0909 **Sexual Dysfunction**
- 0851-0900 **Sexual Dysfunction Following Endourological Procedures: Myth or Reality?**  
Gajanan Shripad Bhat, India
- 0900-0909 **Newer Therapies for Erectile Dysfunction: Are They Effective?**  
Aditya Prakash Sharma, India

0830-1000



**Prostate Cancer**

0909-0918 **Is There a Role for Radical Prostatectomy in Metastatic Prostate Cancer?**

Bhavan Rai, United Kingdom

0918-0927 **Evolving Landscape of Changing Techniques of Radical Prostatectomy**

Abhishek Singh, India

**Functional Urology**

0927-0936 **Functional Urology In India**

Sanjay Sinha, India

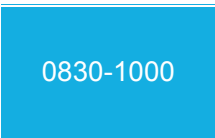
0936-0945 **Iatrogenic Ureteral Injuries of Our Times**

Sujata Patwardhan, India

0945-0958 **Role of Female Urologists in the Future Development of Urology**

Sujata Patwardhan, India

0958-1000 **Closing Remarks**



**SYMP-04: Joint SIU / Maghreb Symposium – Controversies in Endourology**

Room: Rumeli LL4  
Co-Chair: Kamel Ait el Hadj, Algeria

0830-0835 **Welcome**

Kamel Ait el Hadj, Algeria

**Upper Tract**

Moderators  
Satyendra Persaud, Trinidad  
Ahmed Said Zribi, Tunisie

0835-0845 **Bilateral Urinary Stones – Which One**

Mohsen Azli, Algeria

0845-0855 **Silent stones – Do They Need Treatment?**

Refaat Abusamra, Libya

0855-0905 **JJ Stenting after URS – When and in Whom?**

Mohamedou Diagana

0905-0915 **Staghorn Stones – Treatment Strategy**

Stilianos Giannakopoulos, Greece

0915-0925 **Round Table**

Moderator: Kamel Benakila, Algeria

**Lower Tract**

Moderators  
Naser Alfgui  
Mohsen Azli, Algeria

0925-0935 **Is TURP Still the Gold Standard?**

Abdelmalek Bendjedou

0935-0945 **How Symptoms Guide Medical Treatment Selection for Male LUTS**

Helmi Tabka, Tunisia

0945-0955 **Ejaculation Preservation – How I Do It**

0955-1000

## Summary and Conclusion

Kamel Ait el Hadj, Algeria

1000-1030



## Coffee Break

Room: Rumeli LL Foyer

1030-1200



## SYMP-05: Arab Association of Urology (AAU) Symposium

Room: Rumeli LL5

**Co-Chairs:** Hassan Abol-Enein, Egypt / Yasser Farahat, United Arab Emirates / Rohit Joshi, India

1030-1032

### Welcome

Yasser Farahat, United Arab Emirates

1032-1042

### SIU State Of Art Lecture: Miniaturisation and Technical Advancements in PCNL : How Far Have We Gone?

Rohit Joshi, India

1042-1052

### AAU State of Art Lecture: Use of Ileum in Urology

Hassan Abol-Enein, Egypt

#### Session I: Innovation in Urological Cancer Care

Moderators

Hassan Abol-Enein, Egypt

Yasser Farahat, United Arab Emirates

Gagan Prakash, India

1052-1100

### Updates in Prostate Focal Therapy

Amr Emara, United Kingdom

1100-1110

### Transperineal Prostate Biopsy for Prostate Cancer: The New Paradigm Shift

Ali Thwaini, United Arab Emirates

1110-1120

### Testis Sparing Surgery in Benign and Malignant Tumors

Hussain Alnajjar, United Kingdom

1120-1125

### Q&A

#### Session II: Surgery in Motion Session

Moderators

Ammar Alanbuki, United Kingdom

Amr Emara, United Kingdom

Ahmad Hammady, Egypt

1125-1135

### Tips for Challenging Laparoscopic Pyeloplasty

Ahmed Harraz, Egypt

1135-1145

### Robotic Partial Nephrectomy Between Different Platforms

Manar Malki, United Kingdom

1145-1155

### Laser Treatment in Urothelial Cancers

Ahmed Ali, United Kingdom

1155-1200

### Q&A

1030-1200



## SYMP-06: French Urology Around the World Symposium

Room: Rumeli LL7

**Co-Chairs:** Franck Bladou, France / Gaelle Fiard, France

1030-1050

**Female Stress Urinary Incontinence Surgeries in 2023**

Véronique Phé, France

1050-1110

**Partial Nephrectomy - Techniques and Management of Complications**

Romain Boissier, France

1110-1130

**New Options for the Management of NMIBT**

Benjamin Pradere, France

1130-1150

**Biomarkers for Prostate Cancer Diagnosis and Prognosis**

Gaëlle Fiard, France

1150-1200

**Wrap Up and Closing Remarks**

1030-1200



**SYMP-07: International Neuro-Urology Society (INUS) Symposium: Neuro-Urology in Daily Practice**

Room: Rumeli LL4

Co-Chairs: Önem Kadir, Türkiye / Helmut Madersbacher, Austria

**Learning objectives:**

At the end of this session, attendees should:

- Understand the neuro-urological management of patients with multiple sclerosis, Parkinson’s disease and stroke
- Understand the essentials of neurogenic sexual dysfunction management
- Understand surgical options in neuro-urological patients after failed conservative treatments

1030-1045

**Multiple Sclerosis: When do you Need a (Neuro-)urologist?**

Savanna Smith, Austria

1045-1100

**Parkinson’s Disease and Stroke: Neuro-urological Management Made Easy**

Vahit Güzelburç, Türkiye

1100-1115

**Urinary Tract Infections: Tips and Tricks for Successful Management**

Lara Stächele, Switzerland

1115-1130

**How to Manage the Challenges of Neurogenic Sexual Dysfunction in Daily Practice**

Helen Sadri, Switzerland

1130-1145

**Typical Neuro-urological Cases**

Helmut Madersbacher, Austria

1145-1200

**Surgery in Neuro-urological Patients After Failed Conservative Treatments**

Önem Kadir, Türkiye

1030-1200



**SYMP-08: Joint SIU/Chinese Urological Association (CUA) Symposium - Hot Topics in Urology**

LL1

Co-Chairs: Tianxin Lin, People's Republic of China / Simon Tanguay, Canada



Room: Rumeli

**Learning Objectives**

At the end of this session, attendees should:

- Understand about the surgical approach of diagnosis and treatment of prostate cancer in one



session.

- Understand about the approach towards lymphnode locations in the anterior prostatic fat.
- Understand about the future use of AI in the diagnosis of bladder cancer.
- Understand about urethral repair following treatment for urethral urothelial tumor.
- Understand about the latest considerations of RIRS using single use ureteroscopes with active suction.
- Understand about the importance of intrarenal pressure measurements in RIRS.
- Understand about the potential added value of en bloc TURBT.
- Understand where we are standing with the cytoreductive radical prostatectomy approach.

1030-1035

**Welcome**

Tianxin Lin, People's Republic of China

**Session 1 - Prostate Cancer**

Moderators

Jianming Guo, China

Jihad Kaouk, United States

Shudong Zhang, China

1035-1045

**Early Experience of Frozen Section Based One Stage Target Biopsy Followed by RARP**

Ming Liu, China

1045-1055

**Presence of Lymph Nodes and Lymph Node Metastasis Within Anterior Prostatic Fat Pad in RRP Patients: A Single Chinese Institution Experience**

Liefu Ye, China

1055-1105

**Cytoreductive Radical Prostatectomy: Where Are We Standing Now?**

Amit Ghose, India

**Session 2 - Urothelial Cancer**

Moderators

Hassan Abol-Enein, Egypt

Ming Liu, China

Wenlong Zhong, China

1105-1115

**Development and Application of Artificial Intelligence Assisted Diagnosis Technology for Bladder Cancer**

Tianxin Lin, People's Republic of China

1115-1125

**Experience in the Treatment of Stage 1 Urethral Reconstruction After Radical Resection of Urethral Cancer**

Lee Huizhen, China

1125-1135

**En Bloc TURBT Mainly Favors the Pathologist and Not the Urologist**

Bogdan Geavlete, Romania

**Session 3 - Urinary Calculus**

Moderators

Anastasios Anastasiadis, Greece

Ming Chen, China

Xingang Cui, China

1135-1145

**Disposable URS With Suction Sheath: Is It a Good Way in the Future?**

Wen Zhong, China

1145-1155

**RIRS and the Importance of Intrarenal Pressure**

Senjin Djozic, Serbia

1155-1200

**Summary and Conclusion**

Simon Tanguay, Canada

1030-1200



## SYMP-09: Pan-African Urological Surgeons Association (PAUSA) Symposium



Room: Rumeli

LL2

Chair: Papa Ahmed Fall, Senegal

Co-Chairs: Mohamed Jalloh, Senegal / Ahmed Said Zribi, Tunisie

### Learning Objectives:

At the end of this session, participants should be able to :

- Understand the challenges of complex reconstructive Urology in SSA
- Identify opportunities of collaboration in training in Reconstructive Urology
- Describe new developments in prostatic disease including prostate cancer

### Part 1: Reconstructive Urology

1030-1140

#### Why Urologists Must Know How to Do Obstetric Fistula Repair

Igor Vaz, Mozambique

1040-1047

#### Initial Experience in Penile Prosthesis

Mohamed Jalloh, Senegal

1047-1055

#### Outcome and Management of Male Urethral Stricture; A 5-year Retrospective Study in Two Reference Hospitals in Douala

Frantz Guy Epoupa Ngalle, Cameroon

1055-1105

#### Male Urethral Stricture Disease: Improving Management of in South Africa

Evelyn Mmapula Moshokoa, South Africa

1105-1110

#### Discussion

### Part 2: Oncology

1110-1118

#### Upper Urinary Tract Cancer, Can We Continue to Perform Nephro-ureterectomy Without Histological Proof?

Benatta Mahmoud, Algeria

1118-1126

#### Neoneurogenesis in Prostate Cancer

1126-1134

#### In High-risk Prostate Cancer, Can We Spare Continence and Neuro Vascular Bundles in Selected Cases?

Benatta Mahmoud, Algeria

1134-1142

#### Prostate Cancer: Pathways to the Diagnosis in Maghreb countries

Ahmed Said Zribi, Tunisie

1142-1150

#### Effect of Alpha-adrenoceptor Antagonists on Sexual Function. A Systematic Review and Meta-analysis

Nazim Gherabi, Algeria

1150-1200

#### Discussion

1300-1430



## SYMP-10: Joint Kenya Association of Urological Surgeons (KAUS)/South African Urological Association (SAUA) Symposium

Room: Rumeli LL5

Co-Chairs: Patrick Mburugu, Kenya / Shingai Mutambirwa, South Africa

1300-1309

#### Presentation Staging and Management of Prostate Cancer at KNH

Shirley. V Veronicah, Kenya

- 1309-1318 **Burnout Amongst Urologists in Kenya**  
Aulaar Ikol, Kenya
- 1318-1327 **Reliability of Fournier's Gangrene Index Score in Predicting Morbidity and Mortality in a Kenya Tertiary Referral Hospital**  
Keagan Kirugo, Kenya
- 1327-1336 **What Next After Failed Urethroplasty for Recurrent Bulbar Urethral Stricture?**  
Willy Otele, Kenya
- 1336-1345 **Low Intensity Extracorporeal Shockwave Therapy (Li-ESWT) for ED. A Kenyan Experience**  
Aideed Kahie, Kenya
- 1345-1354 **Presentation, Staging and Management of Penile Cancer at KNH**  
Eric Mburu, Kenya
- 1354-1403 **Urethral Stricture Management in SSA**  
Frederik Claassen, South Africa
- 1403-1407 **Intrarenal Pressure in Retrograde Intrarenal Surgery - What the Urologist should Know?**  
Jeff John, South Africa
- 1407-1412 **Introducing the "IsoWire" - A Novel Isoprenaline Eluting Guidewire - Results of the First Dose-determining Pilot Study**  
Jeff John, South Africa
- 1412-1421 **Penis Reconstruction and Rehabilitation as a Response to Botched Traditional Circumcisions in South Africa**  
Raymond Campbell, South Africa
- 1421-1430 **Is AI the Demise of Clinical Urology?**  
Shingai Mutambirwa, South Africa
- 1300-1430**
-  **SYMP-11: Joint SIU/Korean Urological Association (KUA) Symposium**  
Room: Rumeli LL1  
Co-Chairs: Sung Kyu Hong, South Korea / Seth Lerner, United States
- 1300-1305 **Welcome Address by KUA & SIU Presidents**  
Jun Hyuk Hong, South Korea  
Li-Ping Xie, People's Republic of China
- Session I**  
Moderators  
Jun Hyuk Hong, South Korea  
Seth Lerner, United States
- 1305-1315 **Update of PSMA-PET/CT for the Local Evaluation of the Prostate Cancer**  
Robert Reiter, United States
- 1315-1325 **Radical Cystectomy for Bladder Cancer in Octagenarian: Indication and Perioperative Management**  
Byong Chang Jeong, South Korea
- 1325-1335 **Option for T1b Renal Mass - Radical Nephrectomy or NSS**  
Shomik Sengupta, Australia

1335-1345

**Discussion**

Panelists  
Jong Wook Kim, South Korea  
Seth Lerner, United States  
Jin Kyu Oh, South Korea  
Jinsung Park, South Korea  
Robert Reiter, United States

**Session II**

Moderators  
Sun-Ouck Kim, South Korea  
Anant Kumar, India

1345-1355

**Preserving Fertility in the Treatment of Hypogonadism**

Min Chul Cho, South Korea

1355-1405

**Surgical Tips and Optimal Strategies to Reduce Complication of RIRS**

Rohit Joshi, India

1405-1415

**UTI Vaccine, as an Alternative to Antibiotics**

Heejo Yang, South Korea

1415-1425

**Discussion**

Panelists  
Rohit Joshi, India  
Anant Kumar, India  
Joon Hwa Noh, South Korea  
Sang Hoon Song, 대한민국

1425-1430

**Wrap-up**

1300-1430



**SYMP-12: SAARC Association of Urological Surgeons (SAUS) Symposium**

Room: Rumeli LL4

**Co-Chairs:** Madhu Sudan Agrawal, India / Pawan R Chalise, Nepal / Kamlesh Kumar Maurya, India

1300-1302

**Welcome and Introductions**

Madhu Sudan Agrawal, India

**Session 1: Controversies**

Moderators  
M Hammad Ather, Pakistan  
Arun Chawla, India  
Mohammed Mizanur Rahman, Bangladesh

1302-1308

**How Small is Small Enough in Mini-PCNL?**

Joe Philip, United Kingdom

1308-1314

**How Safe is RIRS in Infants?**

Rohit Joshi, India

1314-1320

**Role of Biopsy in Small Renal Masses?**

Kamlesh Kumar Maurya, India

1320-1326

**Sling or Not to Sling?**

Nuzhat Faruqui, Pakistan

1326-1332

**Antimicrobial Prophylaxis in Urology?**

Munipriya Willaraarachchi, Sri Lanka

1332-1345

**Q&A**

## Session 2: Hot Topics

Moderators

AKM Khurshidul Alam, Bangladesh

Sanjay Kulkarni, India

Bhojraj Luitel, Nepal

1345-1351

### What is New in Intravesical Therapy in Bladder Cancer?

Thaha Mohamed Musthafa, Sri Lanka

1351-1357

### Drug Resistance and UTI – How Big is the Problem?

Manish Man Pradhan, Nepal

1357-1403

### Medical Management of Male Infertility – What is New?

Kazi Rafiqul Abedin, Bangladesh

1403-1409

### Emerging Role of Suction in Urolithiasis

Dilip Mishra, India

1409-1415

### Artificial Intelligence and Robotic Surgery – Current Perspective and Future Directions

Puneet Sindhvani, United States

1415-1428

### Q&A

1428-1430

### Closing Remarks

Pawan R Chalise, Nepal

1300-1700



## SYMP-13: 11th Symposium on Affordable New Technologies in Urology (SANTU) and 6th Best Affordable New Technologies in Urology Contest (BANTUC)

Room: Rumeli LL2

**Chair:** Mohammed Lezrek, Morocco

**Co-Chair:** Kymora Scotland, United States

1300-1305

### Opening SANTU

Mohammed Lezrek, Morocco

### SANTU Lectures

Moderator: Kymora Scotland, United States

1305-1315

### Relevant ePosters/Videos

93774- The Gambia's Experience of Urethroplasty and Patient Satisfaction After Urethroplasty at Sharab Medical Center.

*Kajali Camara, The Gambia*

94150- Urological Lesions Associated with Pelvic Trauma in Two Reference Hospitals in Sub-Saharan Africa

*Epoupa Ngalle Frantz Guy, Cameroon.*

94249- Alfa-Phytotherapy vs Tamsulosin in the Treatment of Ureteral Stent Related Symptoms After Uretero-Lithotripsy: a Randomized Clinical Trial.

*Cosimo De Nunzio, Italy*

1315-1330

### Technology for Global Skills Exchange, and Surgical Partnerships

Kymora Scotland, United States

1330-1340

**Relevant ePosters/Videos**

94392- Development of an Innovative Visual Aid for Self-Catheterisation for Female Patients.  
Ashish Rawandale-Patil, India

94539- Development of an Innovative Disposable Uroflowmeter with Urine Test for Patient Screening.  
Ashish Rawandale-Patil, India

95892- Outcome of Early Transabdominal Suprapubic Repair of Vesicovaginal Fistula Secondary to Benign Gynecological and Obstetric Surgeries.  
Hazratullah Hazratullah, Pakistan

1340-1355

**The Challenge of Practicing Endourology in Situations of Restricted Resources**

Ehab Tawfik, Egypt

1355-1410

**Relevant ePosters/Videos**

94604- Role of Tranexamic Acid in Reducing Blood Loss and Determining Outcomes in Percutaneous Nephrolithotomy  
*Mohammad Ahmad, Pakistan*

94823- Safety and Efficacy of Mini Percutaneous Nephrolithotomy in Paediatric Age Patients: Paving the Way Towards Minimally Invasive Techniques in Resources Limited Areas.  
*Tariq Ahmad, Pakistan*

1410-1425

**The Art of Simplicity and Affordable Technology**

Mohammed Al-Ameedee, Iraq

1425-1435

**Relevant ePosters/Videos**

96296- Effectiveness of Low Dose Epinephrine Infusion in Enhancing Perioperative Outcomes of Transurethral Resection of Prostate: a Double-Blinded Parallel Arm Study.  
*Vivek Tarigopula, India*

94099 - Prevalence of Urinary Incontinence Among Multiparous Women in Saudi Arabia.  
*Ali Alali, Saudi Arabia*

1435-1450


**How to Innovate without Resources**

Ashish Rawandale-Patil, India

<b>1450-1500</b>	<p><b>Relevant ePosters/Videos</b></p> <p>94449- Multifactorial Aspects of Application of Laparoscopic and Endoscopic Methods of Treatment in Urology in Limited Financing (Own Experience) <i>Lilia Tryfonyuk, Ukraine</i></p> <p>94541- Musculocutaneous Latissimus Dorsi Free Flap Phalloplasty - Animal Training Model for Reconstructive Surgeons <i>Vladimir Kojovic, Serbia</i></p>
<b>1500-1515</b>	<p><b>Affordable African Percutaneous Renal Surgery</b></p> <p>Mohammed Lezrek, Morocco</p> <p><b>What Made Me Think of This Low-cost Innovation?</b></p>
<b>1515-1525</b>	<p><b>Innovative Low-cost Stent Insertor for Laparoscopy</b></p> <p>Mohammed Al-Ameedee, Iraq</p>
<b>1525-1605</b>	<p><b>The “Innovators Talk Show”: Dialogues With the Innovators</b></p> <p>Moderator: Ashish Rawandale-Patil, India Panelists Madhu Sudan Agrawal, India Yasser Farahat, United Arab Emirates Remzi Sağlam, Türkiye Graham Watson, United Kingdom</p> <p>How did the Innovators make sure that their idea saw the light of the day? This would be an idea to map the brain of the innovators. We would question the doyens of urological innovations and try to study how they think, act or follow up on the idea to the next level. During this session which will be a Tee- a-Tee with the innovators we would like to give take home messages to the budding innovators</p>
	<p><b>6th Best Affordable New Technologies in Urology Contest (BANTUC)</b></p>
<b>1605-1610</b>	<p><b>Presentation of 6th Best Affordable New Technologies in Urology Contest (BANTUC)</b></p> <p>Mohammed Lezrek, Morocco</p> <p><b>Presentation of the Projects by the Finalist List</b></p>
<b>1610-1615</b>	<p><b>Feeding Tube as an Alternative to both Nephrostomy Tube and DJ Stent Following Pyeloplasty</b></p> <p>Christian Agbo Agbo, Nigeria</p>
<b>1615-1620</b>	<p><b>BladCAm</b></p> <p>Tarik Lebbar, Morocco</p>
<b>1620-1625</b>	<p><b>Super Ring - A Safe and Comfortable Circumcision Device</b></p> <p>Lutfi Aulia Rahman, Indonesia</p>
<b>1630-1635</b>	<p><b>Intra-Operative Handmade Ureter Double J Stent is Affordable Ureter Stent for Low Income Countries</b></p> <p>Mohammed Al-Ameedee, Iraq</p>
<b>1635-1640</b>	<p><b>Double Balloon Renal Parenchymal Occlusion Catheter</b></p> <p>Mohammed Al-Ameedee, Iraq</p>
<b>1625-1645</b>	<p><b>Q&amp;A</b></p>

- 1645-1650 **Announcement of the Results and Awards Distribution of 6th Best Affordable New Technologies in Urology Contest (BANTUC)**  
Mohammed Lezrek, Morocco
- 1650-1700 **Award Distributions for the Best Moderated Poster, Best Un-moderated Poster and Best Video Presentations; Closing SANTU-11 and Invitation to SANTU-12**  
Mohammed Lezrek, Morocco  
Kymora Scotland, United States

1400-1430  **Coffee Break**  
Room: Rumeli LL Foyer

1500-1630  **SYMP-14: Joint Colegio Mexicano de Urología Nacional (CMUN) & Sociedad Mexicana de Urología (SMU) Symposium (in English)**  
Room: Rumeli LL7  
Co-Chairs: José Gadú Campos Salcedo, Mexico / Virgilio Augusto López Sámano, Mexico  
**Colegio Mexicano de Urología Nacional (CMUN)**



- 1500-1509 **Radical Prostatectomy and Cystectomy with Lymphadenectomy: Tricks and Tips for Robot-assisted Surgery**  
Rodrigo León Mar, Mexico
- 1509-1518 **Tips to Improve Continence After Robotic Radical Prostatectomy**  
Juan Francisco Lizárraga Salas, Mexico
- 1518-1527 **Video Endoscopic Inguinal Lymphadenectomy in Stage III Penile Cancer**  
Carlos Ríos Melgarejo, Mexico
- 1527-1536 **Retroperitoneoscopic Surgery: Robotic and Pure Lumboscopic Tips**  
Alejandro Sierra Torres, Mexico
- 1536-1545 **Flexible Ureteroscopy for All Types of Kidney Stones**  
Efraín Maldonado Alcaraz, Mexico  
**Sociedad Mexicana de Urología (SMU)**



- 1545-1600 **Continence Preservation Techniques in Robot-assisted Laparoscopic Radical Prostatectomy**  
José Dagoberto Acevedo Monroy, Mexico
- 1600-1615 **Dual Energy (ShockPulse, Trilogy) Holmium and Thulium Laser in Miniperc**  
Carlos Martínez Arroyo, Mexico
- 1615-1630 **Low-energy HoLEP: When to Use It**  
Francisco Javier Sánchez Gutiérrez, Mexico



1500-1630



## **SYMP-15: Joint SIU/EurAsian Urology Federation (EAUF) Symposium**

Room: Rumeli LL4

Co-Chairs: Badrinath Konety, United States / Petr Vitalyevich Glibochko, Russia

### **Learning Objectives**

At the end of this session, attendees should:

- Understand the surgical treatment of impacted ureter stones.
- Understand the different approaches for urinary diverticulum stones.
- Understand the different applications of laser for urological conditions.
- Understand which laser fits best for which treatment.

1500-1505

### **Welcome**

Jean de la Rosette, Türkiye  
Petr Vitalyevich Glibochko, Russia

1505-1515

### **Diverticulum Stone – Better by RIRS**

Hiren Sodha, India

1515-1525

### **Diverticulum Stone – Better by MiniPCNL**

Nariman Gadzhiev, Russia

1525-1535

### **Impacted Proximal Ureter Stone – Prefer RIRS**

Saeed Bin Hamri, Saudi Arabia

1535-1545

### **Impacted Proximal Ureter Stone – Prefer Antegrade Approach**

Vigen Malkhasyan, Russia

1545-1555

### **Roundtable**

Moderators  
Athanasios (Thanos) Papatsoris, Greece  
Valentin Pavlov, Russia

1555-1605

### **Laser for Stones – Thulium is the Best?**

Alexey Martov, Russia

1605-1615

### **Laser for UTUC Tumor – Which Laser is Best?**

Giorgio Bozzini, Italy

1615-1625

### **Laser for Prostate – Holmium is the Best?**

Alim Dymov, Russia

1625-1630

### **Summary and Conclusion**

Badrinath Konety, United States

1500-1630



## **SYMP-16: Joint SIU/Federation of ASEAN Urological Associations (FAUA) Symposium: Empowering the Urology Service in South East Asia Through Regional and Global Collaboration in Training and Research**

Room: Rumeli LL5

Co-Chairs: Paksi Satyagraha, Indonesia / Rajeev Sood, India

### **Learning Objectives:**

At the end of this session, the audience should be able:

- To highlight the urology service in the South East Asia Region
- To create the opportunity for regional and collaboration in training and research
- To empower the urology service in South East Asia Region

1500-1505

**Opening Remarks**

Paksi Satyagraha, Indonesia  
Rajeev Sood, India

1505-1515

**FAUA Past, Present and Future**

Paksi Satyagraha, Indonesia

1515-1530

**Robotic and Laparoscopic Service, 20 years of Experience in Malaysia**

Noor Ashani Bin Md. Yusoff, Malaysia

1530-1545

**Endourology Service for Prostate and Stone**

Paksi Satyagraha, Indonesia

1545-1600

**Reconstructive Urology, South East Asia Perspective**

Kuncoro Adi, Indonesia

1600-1615

**Men's Health - A New Epidemic?**

Lee Lui Shiong, Singapore

1615-1630

**Research and Training Opportunity, SIU-FAUA Collaboration**

Arun Chawla, India

**Discussion and Closing**

**SL-01: Semi-Live Surgery Interactive Session - Functional Urology**



Room: Rumeli LL1  
**Chair:** Jean de la Rosette, Türkiye  
**Moderators:** Refaat Abusamra, Libya / Bülent Erkurt, Türkiye

1500-1630

1500-1515

**Rezüm**

Surgeon: Andreas Andreou, Greece

1515-1530

**Transperineal thermal ablation with Elesta - Echolaser**

Surgeon: Mauro Gacci, Italy

1530-1545

**ThuLEP**

Surgeon: Giorgio Bozzini, Italy

1545-1600

**Bipolar TUEP**

Surgeon: Lukas Lusuardi, Austria

1600-1630

**Roundtable Discussion**

**OC: Opening Ceremony and Networking Event**



Room: Anadolu Oditoryum

1700-2000

# Thursday, October 12

 Session will be presented on the SIU@U App included with your congress registration.

0730-0900



## HT-01: Hot Topic: Managing Synchronous Urological Conditions – Can there be a Consensus

Room: Rumeli LL3

Co-Chairs: Muddassar Hussain, United Kingdom / Prem Kumar, India / Bhavan Rai, United Kingdom

0730-0740

### Managing a 5 cms Bladder Stone and 90 gm Prostate in Men with Urinary Retention

Henry Woo, Australia

0740-0750

### Management of Synchronous High-grade Unilateral UTUC in the Renal Pelvis and Recurrent Low-grade NMIBC in a Fit Patient

Benjamin Pradere, France

0750-0800

### Bilateral Giant Hydronephrotic Kidney in a Child - How to Manage

Prem Kumar, India

0800-0810

### Considerations in the Management of Synchronous Bilateral Renal Masses

Zeeshan Aslam, United Kingdom

0810-0820

### Diagnostic and Management Strategy in a Fit Patient With CIS Bladder and High-risk Prostate Cancer With Pelvic and Retroperitoneal Lymphadenopathy

Theodoros Tokas, Greece

0820-0900

### Discussion and Expert Comments

0730-0900



## HT-02: Hot Topic: Simulation in Learning Urology – Is it the Future!

Room: Rumeli LL12

Co-Chairs: Ashish Rawandale-Patil, India / Gokul Vignesh KandaSwamy, United Kingdom

0730-0740

### Simulation in Percutaneous Access : What do we Have and What the Future Beholds

Ashish Rawandale-Patil, India

0740-0750

### Simulation in Laparoscopic Urology Using Tissue Based Models : Is it a Cheaper Alternative

Abhishek Singh, India

0750-0800

### Robotic Surgical Trainers for Urological Surgeries : Which One and Why?

Gokul Vignesh KandaSwamy, United Kingdom

0800-0810

### Training Models for Enucleation of Prostate : How Effective Are They?

Madhu Sudan Agrawal, India

0810-0820

### Legal and Ethical Considerations of AI in Urology

Kinju Adhikari, Nepal/India

0820-0830

### Flexible Ureteroscopy : How Has the Simulation Based Learning Changed in the Recent Years?

Ketan Vartak, India

0830-0900

### Discussion

0730-0900



## IC-01: Instructional Course: Scientific Writing Course

Room: Rumeli LL7

Chair: Cosimo De Nunzio, Italy

The course is intended for residents and young urologists who want to learn or improve their scientific writing skills and their ability in interpreting a scientific paper. The objective of the course is to provide some tips and ticks on how to write a scientific manuscript and to better present your results and reply to the reviewers' comments. During the course we will comment and analyze different scientific papers and will give an overview of the bibliometric indexes and of the peer review process. We will focus on different articles submitted to Prostate Cancer and Prostatic diseases and SIU journal.

### Learning Objectives:

At the end of this session, attendees should be able to:

- Perform a medline on a specific topic using pubmed, embase and scopus.
- Understand the basics of scientific writing.
- Understand the different bibliometric indexes.
- Understand the different phases of peer-review process.

0730-0735

#### **Introduction**

Cosimo De Nunzio, Italy

0735-0750

#### **Medline, Pubmed Search and Bibliography**

Jeremy Yuen-Chun Teoh, Hong Kong

0750-0805

#### **How to Write Methods and Results Section**

Riccardo Lombardo, Mexico

0805-0820

#### **Introduction, Discussion and Conclusions**

Jeremy Yuen-Chun Teoh, Hong Kong

0820-0835

#### **Systematic Review and Meta-analysis: How and When?**

Riccardo Lombardo, Mexico

0835-0850

#### **How to Choose the Right Journal and What Are the Most Important Bibliometric Indexes?**

Cosimo De Nunzio, Italy

0850-0900

#### **Questions and Answers**

### **IS-01: Interactive Session: Global Youth Forum - There's Life Beyond Clinical Urology**

LL1

**Co-Chairs:** Gabriela Caballero, Mexico / Belthangady Monu Zeeshan Hameed, India



Room: Rumeli

0730-0900



0730-0739

#### **Building Leadership Skills as a Young Urologist**

Jorge de Jesús González Moncayo, Mexico

0739-0748

#### **Encouraging Young Urologist to Engage in Research and Innovation**

Angus Luk, United Kingdom

0748-0757

#### **Life Beyond Urology - Follow Your Passion**

Syed Zahid Raza, India

0757-0806

#### **How to Market Yourself At the Beginning of Your Career?**

Kevin James Campbell, United States

0806-0815

#### **Burnout Among Young Urologists: How to Circumvent**

José Antonio de Jesús Martínez García, Mexico

0815-0824

**Is a General Urologist Becoming Extinct!!!**

Gyvi Gaurav, India

0826-0835

**Fellowship vs. Mentorship - What is the Better Training Strategy?**

Antonio Pastore, Italy

0835-0900

**Discussion and Q&A**

0730-0900



**IS-02: Interactive Session: Leadership in Urology**

Room: Rumeli LL4

Co-Chairs: Gaelle Fiard, France / Jay Shah, United States

**Introduction**

Jay Shah, United States

0730-0740

**Developing Leadership Skills for Urologists**

Anurag Golash, United Kingdom

0740-0750

**How to be Fair and Ethical as a Leader**

Sarah Psutka, United States

0750-0800

**Leading Change and Innovation in Urology**

Arun Chawla, India

0800-0810

**The Role of Leaders in Promoting Diversity and Inclusion in Urology**

Kinju Adhikari, Nepal/India

0810-0820

**Developing Future Leaders in Urology**

Xingang Cui, China

0820-0830

**The Impact of Leadership on Patient Care and Outcomes in Urology**

Md Kabir, Bangladesh

0830-0900

**Discussion**

0730-0900



**IS-03: Interactive Session: Setting up a Research Programme in Urology**

Room: Rumeli LL9

Co-Chairs: Ranan Dasgupta, United Kingdom / Apul Goel, India

**Learning Objectives:**

At the end of this session, attendees should be able to:

- Understand as to how to build a research team.
- Understand the basics of machine learning analysis.
- Understand the types of study designs based on the research question.
- Understand the steps of doing a systematic review.
- Steps for encouraging urological research, at individual level and at institutional level.
- Understanding ethical challenges in research.

0730-0740

**Building a Strong Research Team**

Thomas Van den Broeck, Belgium

0740-0750

**Has Machine Learning Analysis Taken Over Conventional Statistical Prediction Models?**

Ali Talyshinskii, Russia

0750-0800

### Developing Research Protocols and Study Designs

Apul Goel, India

0800-0810

### How to Perform a High-quality Systematic Review?

Ghulam Nabi, United Kingdom

0810-0820

### How to Encourage Urological Research in Developing Countries?

P. M. Deka, India

0820-0830

### Ethical challenges in research and How to avoid research fraud

Apul Goel, India

0830-0900

### Discussion and Q&A

0730-0900



### MC-01: Master Class: Visualizing Urological Complexities

Room: Rumeli LL2

Co-Chairs: Edgar Paez, United Kingdom / Rajan Veeratterapillay, United Kingdom

#### Learning Objectives

At the end of this session, attendees should be able to:

- Learn the intricacies of transperineal prostate biopsy
- Effectively apply MRI in management of bladder malignancy
- Learn the tips and tricks of augmented reality in renal tumors
- Understand the latest modalities adjunct to robotic surgeries
- Understand the planning of management of complex stone

0730-0742

### Transperineal Prostate Biopsy - Is it the Standard Of Care in PCa Diagnostics?

Rajan Veeratterapillay, United Kingdom

0742-0754

### Evolving Role of MRIs in Diagnosis & Local Staging Bladder Cancer

Aparna Katdare, India

0754-0806

### Extended Reality Modalities in the Planning for Complex Partial Nephrectomies

Vincenzo Ficarra, Italy

0806-0818

### Adjuncts in Robotic Reconstruction

Arjun Nambiar, United Kingdom

0818-0830

### Predictive Tools in Decision Making in Complex Stones

Avinash Singh, India

0830-0900

### Discussion

0730-0930



### SURG-01: Surgery Day - Screen One - Session 1

Room: Anadolu Oditoryum - Screen 1

Chair: Jean de la Rosette, Türkiye

Committee Members: Mélanie Aubé-Peterkin, Canada / Mevlana Derya Balbay, Türkiye / Mihir Desai, United States / Paolo Gontero, Italy / Stavros Gravas, Cyprus / Sung Kyu Hong, South Korea

#### **Learning Objectives:**

At the end of this course, participants should be able to:

- Update their knowledge of recent developments in equipment and technique for the minimally invasive and surgical management of urological diseases, based on live and pre-recorded surgical demonstrations.
- Acknowledge the role of open, laparoscopic, and robotic-assisted surgical procedures in uro-

oncology and reconstructive urology, with respect to new systems, instrumentation, and techniques.

- Summarize practical knowledge of instrumentation and techniques for the endourologic treatment of upper and lower urinary tract conditions.
- Recognize the role of focal therapy and novel imaging approaches in uro-oncology.
- Recall perioperative considerations for optimizing urological surgery outcomes, based treatment guidelines and expert opinion.

#### Session 1

##### Moderators

Madhu Sudan Agrawal, India

Mohammed Lezrek, Morocco

Teng Aik Ong, Malaysia

0730-0800

##### **LIVE: PCNL**

Surgeon: Ravindra Sabnis, India

0800-0830

##### **LIVE: RIRS**

Surgeon: Kandarp Parikh, India

0830-0900

##### **LIVE: Super Mini PCNL**

Surgeon: Guohua Zeng, China

0900-0930

##### **LIVE: Mini PCNL**

Surgeon: Sanjay Khadgi, Nepal

#### **SURG-02: Surgery Day - Screen Two - Session 1**

Room: Anadolu Oditoryum - Screen 2

**Co-Chair:** Jean de la Rosette, Türkiye

Committee Members: Mélanie Aubé-Peterkin, Canada / Mevlana Derya Balbay, Türkiye / Mihir Desai, United States / Paolo Gontero, Italy / Stavros Gravas, Cyprus / Sung Kyu Hong, South Korea



0730-0930

#### **Learning Objectives:**

At the end of this course, participants should be able to:

- Update their knowledge of recent developments in equipment and technique for the minimally invasive and surgical management of urological diseases, based on live and pre-recorded surgical demonstrations.
- Acknowledge the role of open, laparoscopic, and robotic-assisted surgical procedures in uro-oncology and reconstructive urology, with respect to new systems, instrumentation, and techniques.
- Summarize practical knowledge of instrumentation and techniques for the endourologic treatment of upper and lower urinary tract conditions.
- Recognize the role of focal therapy and novel imaging approaches in uro-oncology.
- Recall perioperative considerations for optimizing urological surgery outcomes, based treatment guidelines and expert opinion.

#### Session 1

##### Moderators

Oktay Akça, Turkey

Jihad Kaouk, United States

Markos Karavitakis, Greece

0730-0745

##### **SEMI-LIVE: Robotic Prostatectomy with Revo-I**

Surgeon: Kang Hyon Song

0745-0800

**SEMI-LIVE: Robotic Cystectomy**

Surgeon: Kostas Dimitropoulos, United Kingdom

0800-0830

**SEMI-LIVE: Fascia Sparing Radical Prostatectomy**

Surgeon: Ali Ihsan Taşçı, Türkiye

0830-0900

**LIVE: Partial Nephrectomy**

Surgeon: Mkrtych Mosoyan, Russia

0900-0930

**LIVE: Robotic Reconstructive Procedure**

Surgeon: Anup Kumar, India

0900-1030



**PL-01: Plenary 01** 

Room: Rumeli Ballroom B2

**Honorary Co-Chairs:** Seth Lerner, United States / Rajeev T P, India / Li-Ping Xie, People's Republic of China

0900-0905

**Welcome**

0905-0910

**Introduction to SIU-Mostafa M. Elhilali Award Lecture**

0910-0925

**SIU - Mostafa M. Elhilali Award Lecture: Building Future Leaders in Urology**

Francesco Montorsi, Italy

0925-0940

**Turkish Association of Urology (TAU) Lecture: New Trends in Robotic-assisted Retroperitoneal Partial Nephrectomy: Techniques and Outcomes**

Mutlu Ateş, Türkiye

0940-0955

**Pan African Urological Surgeons Association (PAUSA) Lecture: Progress in Minimally Invasive Urologic Surgery in Sub Saharan Africa: How to bridge the gap ?**

Papa Ahmed Fall, Senegal

**Learning Objectives:**

At the end of this lecture, attendees should be able to:

- Describe the landscape of Minimally Invasive Urologic Surgery in Sub Saharan Africa.
- Identify the areas of collaborations in training.
- Propose solutions to bridge the gap and reduce the disparities.

0955-1010

**State of the Art Lecture: Reducing the Risk of Recurrent Stone Disease: Trials and Challenges**

Joe Philip, United Kingdom

1010-1025

**State of the Art Lecture: Role of SABR in Kidney Cancer for Metastasis Directed Therapy and Local Control of Primary Tumor**

Raquibul Hannan, United States

**Closing Remarks**

**SURG-01: Surgery Day - Screen One - Session 2** 

Room: Anadolu Oditoryum - Screen 1

**Chair:** Jean de la Rosette, Türkiye

**Committee Members:** Mélanie Aubé-Peterkin, Canada / Mevlana Derya Balbay, Türkiye / Mihir Desai, United States / Paolo Gontero, Italy / Stavros Gravas, Cyprus / Sung Kyu Hong, South Korea

0945-1145



**Learning Objectives:**

At the end of this course, participants should be able to:



- Update their knowledge of recent developments in equipment and technique for the minimally invasive and surgical management of urological diseases, based on live and pre-recorded surgical demonstrations.
- Acknowledge the role of open, laparoscopic, and robotic-assisted surgical procedures in uro-oncology and reconstructive urology, with respect to new systems, instrumentation, and techniques.
- Summarize practical knowledge of instrumentation and techniques for the endourologic treatment of upper and lower urinary tract conditions.
- Recognize the role of focal therapy and novel imaging approaches in uro-oncology.
- Recall perioperative considerations for optimizing urological surgery outcomes, based treatment guidelines and expert opinion.

## Session 2

### Moderators

Dean Elterman, Canada

Fadl Hamouche, Canada

Grégoire Robert, France

1030-1045

### SEMI-LIVE: Moses HOLEP

Surgeon: Ranan Dasgupta, United Kingdom

1015-1030

### SEMI-LIVE: Transperineal Thermal Ablation with EchoLaser SoracteLite

Surgeon: Francesco Sessa, Italy

1045-1100

### SEMI-LIVE: Water Vapor Therapy with Rezum

Surgeon: Yongwei Lim, Singapore

0945-1015

### SEMI-LIVE: Bipolar Transurethral Enucleation of the Prostate with Plough-shaped Electrode and Intelligent Pressure-controlled Morcellator

Surgeon: Li-Ping Xie, People's Republic of China

1100-1115

### SEMI-LIVE: Aquabeam

Surgeon: Antonio Pastore, Italy

1115-1130

### SEMI-LIVE: Greenlight Laser Vaporization

Surgeon: Hannes Cash, Germany

1130-1145

### SEMI-LIVE: ThuLEP

Surgeon: Giorgio Bozzini, Italy

## SURG - 02: Surgery Day - Screen Two - Session 2

Room: Anadolu Oditoryum - Screen 2

**Co-Chair:** Jean de la Rosette, Türkiye

Committee Members: Mélanie Aubé-Peterkin, Canada / Mevlana Derya Balbay, Türkiye / Mihir Desai, United States / Paolo Gontero, Italy / Sung Kyu Hong, South Korea

### Learning Objectives:

At the end of this course, participants should be able to:

- Update their knowledge of recent developments in equipment and technique for the minimally invasive and surgical management of urological diseases, based on live and pre-recorded surgical demonstrations.
- Acknowledge the role of open, laparoscopic, and robotic-assisted surgical procedures in uro-oncology and reconstructive urology, with respect to new systems, instrumentation, and techniques.
- Summarize practical knowledge of instrumentation and techniques for the endourologic treatment of upper and lower urinary tract conditions.
- Recognize the role of focal therapy and novel imaging approaches in uro-oncology.

0945-1145



- Recall perioperative considerations for optimizing urological surgery outcomes, based treatment guidelines and expert opinion.

Session 2

Moderators

Ka Lun Lo, China  
Leticia Ruiz, Panama  
Junhua Zheng, China

**0945-1015 SEMI-LIVE: Buccal Mucosa Graft 3D Laparoscopic Ureteroplasty**

Surgeon: Jyotsna Kulkarni, India

**1015-1045 LIVE: TURBT en bloc**

Surgeon: Lukas Lusuardi, Austria

**1045-1115 LIVE: Robotic Radical Prostatectomy – the Rocco Stitch**

Surgeon: Bernardo Rocco, Italy

**1115-1145 SEMI-LIVE: Single Port transvesical Andenomectomy**

Surgeon: Jihad Kaouk, United States

1030-1100



**Break**

Room: Exhibit Hall

1030-1230



**WS-01: Workshop: Basics on Ultrasonography (USG) in Urology**

Room: Rumeli LL6

**Co-Chair:** Amit Bhattu, United States

**Faculty:** Abhijit Patil, India / Swapan Sood, India

**Procedures:**

- Upper urinary tract ultrasound
- Lower urinary tract ultrasound
- Transrectal Ultrasound
- Intraoperative ultrasound
- Doppler

**Learning objectives:**

1. Recall the basics of ultrasound imaging
2. Recognize the technique for conducting a transrectal ultrasonography
3. Recognize the technique for performing a transrectal prostate biopsy under USG guidance.
4. Recognize the basics of USG Doppler.
5. Recognize the basics of ultrasonography during robotic surgery

**1030-1045 Basics of Ultrasound in Urology- Know your Machine!**

Amit Bhattu, United States

**1045-1100 Transrectal Ultrasound of Prostate and Transrectal Biopsy of the Prostate**

Swapan Sood, India

**1100-1115 Renal and Bladder Ultrasound and Ultrasound Guided Percutaneous Renal Access**

Abhijit Patil, India

**1115-1130 Ultrasound for Robotic Partial Nephrectomy**

Amit Bhattu, United States

1130-1145

**Renal Doppler from Perspective of Renal Transplant Surgery**

Abhijit Patil, India

1145-1230

**Discussion and Q&A**

**CO-01: Controversies in Urology: Genitourinary Tuberculosis – Current Strategies**



Room: Rumeli

1100-1230



LL2

**Co-Chairs:** Prem Kumar, India / Guglielmo Mantica, Italy

**Learning Objectives:**

At the end of the session, attendees should be able to

- Be aware of the new diagnostic and therapeutic perspectives regarding the treatment of GUTB.
- Identify the closest relationships between GUTB and infertility, but also between GUTB and CKD.
- Understand the association between GUTB and genitourinary neoplasms, in particular with bladder cancer, will be evaluated in detail. In particular, current diagnostic-therapeutic approaches and future perspectives will be evaluated.
- Particularly insidious and interesting clinical cases will be presented and discussed together in order to be able to evaluate any pitfalls in the diagnostic-therapeutic process of patients with GUTB.
- Provide mentoring opportunities and guidance for urologic trainees.

1100-1110

**Advances and challenges in the diagnosis of GUTB**

André van der Merwe, South Africa

1110-1120

**Current approaches and future directions in the management of GUTB**

Yash Agarwal, India

1120-1130

**Infertility and GUTB - challenges and options**

Guglielmo Mantica, Italy

1130-1140

**GUTB and bladder cancer - Association and implications**

Aditya Prakash Sharma, India

1140-1150

**GUTB and CKD - Management strategies**

Ghulam Nabi, United Kingdom

1150-1200

**Diagnostic pitfalls in urogenital tuberculosis**

Manish Man Pradhan, Nepal

1200-1230

**Discussion**

Presenter: Prem Kumar, India

1100-1230



**HT-03: Hot Topic: Neoadjuvant Therapy in MIBC**

Room: Rumeli LL5

**Co-Chairs:** Peter Albers, Germany / Andrea Necchi, Italy

1100-1112

**Guideline Recommendations and Evidence Supporting Cisplatin-based Chemotherapy**

Adam Feldman, United States

1112-1124

**Management Strategies for Cisplatin Ineligible Patients**

Shilpa Gupta, United States

1124-1136

**Clinical Trials and Predictive Biomarker for Immunotherapy**

Andrea Necchi, Italy

1136-1148

**Is Combination Chemotherapy and Immunotherapy a Viable Option?**

Petros Grivas, United States

1148-1200

**ADCs - Where do we Stand?**

Karima Oualla, Maroc

1200-1230

**Discussion and Q&A**

1100-1230



**IC-02: Instructional Course: Basic Concepts and Clinical Applications of Genetic and Genomic Testing for Urologists**

Room: Hisar

Chair: Leonard Gomella, United States

The use of genetic and genomic testing to guide treatment decisions in the management of urologic malignancies has expanded greatly. Urologists are becoming more involved in the application of precision medicine using genetic and genomic testing. In particular, the application of this technology has impacted all stages of prostate cancer management, from screening for early detection through the treatment choices for advanced castration resistant disease. It is critical that Urologists become familiar with how to best use these new technologies to treat their patients.

**Learning Objectives:**

At the end of this session, attendees should be able to:

- Understand basic concepts and technologies used in genetic and genomic testing.
- Differentiate germline and somatic testing and the use of circulating tumor (DNA) ctDNA.
- Identify the common actionable genetic alterations in common diseases such as prostate cancer.
- Understand guidelines for testing for inherited urologic cancer syndromes.
- Review the current and future applications of genomic testing in patient treatment decisions.

1100-1105

**Introduction and Objectives**

Leonard Gomella, United States

1105-1135

**Basic Concepts in Genetic and Genomic Testing**

Leonard Gomella, United States

1135-1205

**Using Germline and Genetic Testing in Daily Patient Care**

Gokul Vignesh KandaSwamy, United Kingdom

1205-1225

**Q&A, Case presentation**

Kinju Adhikari, Nepal/India

1225-1230

**Closing Remarks**

1100-1230



**IS-05: Interactive Session: Management of OAB – Issues and Challenges**

Room: Rumeli LL3

Co-Chairs: Tohid MS Hossain, Bangladesh / Andrea Tubaro, Italy

1100-1110

**Assessment, Diagnosis and early non-pharmacotherapy management of OAB**

George Kasyan, Russia

1110-1120

**Medical Management of OAB: Pharmacotherapy and Devices**

Farzana Cassim, South Africa

1120-1130

**Biomarkers in OAB**

Avinash Singh, India

1130-1140 **Overactive Bladder a key driver of nocturia - Fact or Myth?**

Sanjay Sinha, India

1140-1150 **Metabolic Syndrome and OAB**

Sanjay Sinha, India

1150-1200 **Strategies for Refractory OAB**

Merycarla Pichardo, Dominican Republic

1200-1230 **Discussion**

1100-1230



### **IS-04: Interactive Session: Castrate-resistant Prostate Cancer – Available Options and Future**

Room: Rumeli LL9

**Co-Chairs:** Simone Morra, Italy / Sudhir Rawal, India

1100-1112 **Current Role of Lu-PSMA**

Daniel Moon, Australia

1112-1124 **Status of Predictive and Prognostic Biomarkers in Castrate-resistant Prostate Cancer**

Brusabhanu Nayak, India

1124-1136 **Evolving Role of PARP Inhibitors in Castrate-resistant Prostate cancer**

Peter Hammerer, Germany

1136-1148 **PSMA Theranostics in Prostate Cancer**

Theodoros Kalogeropoulos, Greece

1148-1230 **Discussion**

1100-1230



### **JS-01: Joint SIU/Endourological Society Session**

Room: Rumeli LL4

**Co-Chairs:** Athanasios (Thanos) Papatsoris, Greece / Omer Levent Tuncay, Türkiye

#### **Learning Objectives:**

At the end of this session, attendees should:

- Understand about the surgical treatment of impacted ureter stones.
- Understand about the different approaches for urinary diverticulum stones.
- Understand about the different applications of laser for urological conditions.
- Understand which laser fits best for which treatment.

1100-1105 **Welcome**

Omer Levent Tuncay, Türkiye

1105-1115 **A 1 cm Renal Pelvis Stone – I Recommend SWL**

Kah Ann Git, Malaysia

1115-1125 **A 1 cm Renal Pelvis Stone – I Recommend Mini PCNL**

Stilianos Giannakopoulos, Greece

1125-1135 **Holmium Laser is Best for a Hard 1 cm Stone**

Anastasios Anastasiadis, Greece

1135-1145 **Thulium Laser is Best for a Hard 1 cm Stone**

Gökhan Atış, Türkiye

1145-1155

**Round Table Discussion**

Moderators  
Ranan Dasgupta, United Kingdom  
İlker Seçkiner, Türkiye

1155-1205

**mpMRI for Prostate Cancer Diagnosis**

Baris Bakir, Türkiye

1205-1215

**Micro-ultrasound for Prostate Cancer Diagnosis**

Cosimo De Nunzio, Italy

1215-1225

**PSMA for Prostate Cancer Diagnosis**

Fuat Kizilay, Türkiye

1225-1230

**Summary and conclusion**

Athanasios (Thanos) Papatsoris, Greece

1100-1230



**MC-02: Master Class: VUR and Recurrent UTI in Children** 

Room: Rumeli LL1  
Co-Chairs: R B Nerli, India / Isteaq Ahmed Shameem, Bangladesh

1100-1110

**Imaging Modalities for VUR**

Isteaq Ahmed Shameem, Bangladesh

1110-1120

**Non-Surgical Options in the VUR & Recurrent UTI**

Swapnil Pattanshetti, India

1120-1130

**Surgical Approach to managing VUR - When & How?**

German Kozyrev, Russia

1130-1140

**Bladder Dysfunction in Recurrent UTI & VUR - Management Options**

Isteaq Ahmed Shameem, Bangladesh

1140-1150

**Neurogenic Bladder & VUR - Treatment Options**

R B Nerli, India

1150-1200

**Emerging therapies for Recurrent UTI & VUR**

1200-1230

**Case discussion**

1100-1230



**TIPS-01: SIU Tips and Tricks Pt 1: Academy - Minimally Invasive and Conventional Endoscopic Procedures for BPE**

Room: Rumeli LL12  
Chair: Mauro Gacci, Italy

**Learning Objectives:**

At the end of this session, attendees will:

- Learn the indications for MIS vs. conventional endoscopy for BPE.
- Understand the differences between lasers used for BPE.
- Update on the outcomes of the latest minimally invasive techniques

1100-1110

**Sex Related Adverse Events after Surgery for BPE: Libido, Erection and Ejaculation**

Nicola Mondaini, Italia

1110-1120 **Laser Enucleation of the Prostate: HoLeP vs. ThuLeP**

Pietro Spatafora, Italy

1120-1130 **Laser Vaporization: Green Light vs. Other Lasers**

Pietro Spatafora, Italy

1130-1140 **Aquablation**

Jeremy Yuen-Chun Teoh, Hong Kong

1140-1150 **Transperineal laser ablation – TPLA Echolaser**

Halil Lütfi Canat, Türkiye

1150-1200 **Rezüm**

Dean Elterman, Canada

1200-1210 **Urolift and ITind**

Silvia Secco, Italy

1210-1230 **Panel Discussion**

**SURG-01: Surgery Day - Screen One - Session 3** 

1200-1400



Room: Anadolu Oditoryum - Screen 1

**Chair:** Jean de la Rosette, Türkiye

**Committee Members:** Mélanie Aubé-Peterkin, Canada / Mevlana Derya Balbay, Türkiye / Mihir Desai, United States / Paolo Gontero, Italy / Stavros Gravas, Cyprus / Sung Kyu Hong, South Korea

#### **Learning Objectives:**

At the end of this course, participants should be able to:

- Update their knowledge of recent developments in equipment and technique for the minimally invasive and surgical management of urological diseases, based on live and pre-recorded surgical demonstrations.
- Acknowledge the role of open, laparoscopic, and robotic-assisted surgical procedures in uro-oncology and reconstructive urology, with respect to new systems, instrumentation, and techniques.
- Summarize practical knowledge of instrumentation and techniques for the endourologic treatment of upper and lower urinary tract conditions.
- Recognize the role of focal therapy and novel imaging approaches in uro-oncology.
- Recall perioperative considerations for optimizing urological surgery outcomes, based treatment guidelines and expert opinion.

Session 3

Moderators

Franck Bladou, France

Jurgen Fütterer, The Netherlands

Rahim Horuz, Türkiye

1200-1215 **SEMI-LIVE: Laparoscopic Repair of Vesicovaginal Fistula**

Surgeon: Braiek Salem, Tunisia

1215-1230 **SEMI-LIVE: Focal Therapy IRE**

Surgeon: José Luis Domínguez-Escrig, Spain

1230-1300 **SEMI-LIVE: Image Fusion Biopsy**

Surgeon: Jurgen Fütterer, The Netherlands

1300-1315 **SEMI-LIVE: HIFU with Sonablate**

Surgeon: Rafael Sanchez-Salas, Canada

1315-1330

**SEMI-LIVE: Buccal Mucosa Graft Urethroplasty**

Surgeon: Frederik Claassen, South Africa

1330-1400

**LIVE: Urethroplasty for adult male stricture**

Surgeon: Pankaj Joshi, India

**SURG-02: Surgery Day - Screen Two - Session 3** 



Room: Anadolu Oditoryum - Screen 2

Chair: Jean de la Rosette, Türkiye

Committee Members: Mevlana Derya Balbay, Türkiye / Mihir Desai, United States / Paolo Gontero, Italy / Stavros Gravas, Cyprus / Sung Kyu Hong, South Korea

Moderator: Pilar Laguna, Türkiye

1200-1400

**Learning Objectives:**

At the end of this course, participants should be able to:

- Update their knowledge of recent developments in equipment and technique for the minimally invasive and surgical management of urological diseases, based on live and pre-recorded surgical demonstrations.
- Acknowledge the role of open, laparoscopic, and robotic-assisted surgical procedures in uro-oncology and reconstructive urology, with respect to new systems, instrumentation, and techniques.
- Summarize practical knowledge of instrumentation and techniques for the endourologic treatment of upper and lower urinary tract conditions.
- Recognize the role of focal therapy and novel imaging approaches in uro-oncology.
- Recall perioperative considerations for optimizing urological surgery outcomes, based treatment guidelines and expert opinion.

Session 3

Moderators

Sung Kyu Hong, South Korea

Pilar Laguna, Türkiye

Dmitry Pushkar, Russia

1200-1230

**LIVE: Robotic Prostatectomy in High-Risk Patient**

Surgeon: Paolo Gontero, Italy

1230-1300

**LIVE: Robotic Perineal Prostatectomy**

Surgeon: Volkan Tuğcu, Türkiye

1300-1330

**LIVE: Robotic Pyeloplasty**

Surgeon: Valentin Pavlov, Russia

1330-1400

**SEMI-LIVE: Robotic RIRS with ELMED**

Surgeon: Ahmet Yaser Müslümanoğlu, Türkiye

1230-1345



**Networking Lunch**

Room: Exhibit Hall

1300-1700



**IPF: International Prostate Forum (IPF) Conference – Controversies in Prostate Cancer Management**

Room: Marmara

Co-Chairs: Mevlana Derya Balbay, Türkiye / A. Erdem Canda, Türkiye / John Davis, United States

**Learning Objectives**

At the end of this sessions, attendees should:



- Understand about the different diagnostic (imaging) modalities for prostate carcinoma.
- Understand about the different biopsy protocols for prostate carcinoma.
- Understand the position of PSMA PET scanning to stage prostate carcinoma
- Understand about the medical treatment options for advanced prostate cancer
- Understand about the advancements in minimal invasive treatment options for benign and malignant treatment options.
- Understand the position of Focal Therapy within the armamentarium for treatment options of localized prostate carcinoma.
- Understand of the advancements in surgical technique for prostate carcinoma

1300-1305

**Introduction to the International Prostate Forum 2023 at the SIU**

Mevlana Derya Balbay, Türkiye  
 A. Erdem Canda, Türkiye  
 John Davis, United States

**Controversy 1: Prostate Cancer Diagnostics in 2023—Best Solutions for Worldwide Practice?**

Moderators  
 Saad Aldousari, Kuwait  
 Peter Chiu, Hong Kong  
 Nicolae Crisan, Romania

1305-1315

**Are Secondary Biomarkers Accessible, Useful?**

Imogen Patterson, Australia

1315-1325

**MRI Update - Progress in Magnet Strength, Image Protocols, and Reading**

Bengi Gürses, Türkiye

1325-1335

**Optimal Biopsy Technique—Fusion, Transperineal, or None at All?**

Petr Macek, France

1335-1350

**Moderator Led Discussion—What are Your Most Useful Resources in Diagnostics?**

**Controversy 2: PSMA PET Induced Stage Migration in High-Risk and Recurrent Prostate Cancer—How to Unblur the Lines Between Curable and Non-curable Disease?**

Moderators  
 Daniel Eberli, Switzerland  
 David Gillatt, Australia  
 Raja Khauli, Lebanon  
 Uğur Selek, Türkiye

1350-1400

**PSMA PET Metrics: What Are Its Strengths and Limitations? Should It Be fused With CT, MRI, or Spect?**

Meltem Çağlar, Türkiye

1400-1410

**High Risk Disease With PSMA PET-only Detectable Positive Lymph Nodes— Extended PLND vs Radiation/ADT?**

Uğur Selek, Türkiye

1410-1420

**PSMA PET Detected Metastatic Disease—Is Metastasis Directed Therapy the Standard?**

Yasemin Bölükbaşı, Türkiye

1420-1435

**Moderator Led Discussion—How Has PSMA PET Improved Your Patient Outcomes?**

**Controversy 3: Surgical Techniques Forum—Where Are We Making Progress**

Moderators  
 Vincenzo Ficarra, Italy  
 Dmitry Pushkar, Russia  
 Hector R. Vargas-Zamora, Mexico

1435-1445

**Small Space and/or Anterior Tissue Preserving Techniques—Is Continence Better?**

Sudhir Rawal, India

- 1445-1455** **Focal Therapy Persistent/Progressive Disease—What Are Our Best Salvage Options?**  
Franck Bladou, France
- 1455-1505** **The Hostile Abdomen Unsafe for Transperitoneal RARP: Who Has the Best Solution? Extraperitoneal, Perineal, Transvesical, or none?**  
John Davis, United States
- 1505-1520** **Moderator Led Discussion: What Are Our Most Difficult Surgical Challenges?**  
**Controversy 4: Metastatic Prostate Cancer—Is Earlier and With More Drugs the Answer?**  
Moderators  
Evgeny Bezrukov, Russia  
Archil Chkhotua, Georgia  
Ming Liu, China  
Ozcan Yildiz, Türkiye
- 1520-1530** **Hormone Sensitive Disease—Double vs Triple Therapy**  
Makarand Khochikar, India
- 1530-1540** **Castrate Resistant Disease—What are the Most Promising Mechanisms Beyond Androgen and Androgen Receptor Manipulation?**  
Karima Oualla, Maroc
- 1540-1550** **When and How to Control the Primary Tumor in Metastatic Disease**  
Weranja Ranasinghe, Australia
- 1550-1605** **Moderator Led Discussion: Progress With Extending Survival and Maintaining Quality of Life**  
**Controversy 5: Minimally Invasive Prostate Tissue Ablation**  
Moderators  
Kamel Ait el Hadj, Algeria  
Raed Azhar, Saudi Arabia  
Joyce Baard, The Netherlands  
Susan MacDonald, United States
- 1605-1615** **Can LUTS Be Surgically Cured Without Ejaculatory Dysfunction?**  
Albert El Hajj, Lebanon
- 1615-1625** **Debate Punchlines: The Massive Prostate: HOLEP vs Robotic Simple**  
Yadup Kordan, Türkiye
- 1625-1635** **Tissue Ablation Successes: Laser Ablations for Cancer and Embolization for BPH**  
Rick Popert, United Kingdom
- 1635-1650** **Moderator Led Discussion: Do We Need an Interventional Radiology Sub-specialty for Urologists?**
- 1650-1700** **Debrief With Prof Atif Akdas, Video Message From Professors Babaian and Watanabe, Final Q&A**  
Atif Akdas, Türkiye  
Mevlana Derya Balbay, Türkiye  
A. Erdem Canda, Türkiye  
John Davis, United States
- 1345-1515**  **SYMP-17: Hellenic Urology Association (HUA) Lecture; International Continence Society (ICS) Lecture and Late Breaking Abstracts**  
Room: Rumeli LL4  
Co-Chairs: Bhojraj Luitel, Nepal / Kamlesh Kumar Maurya, India
- 1345-1350** **Welcome and Introductions**
- 1350-1410** **Hellenic Urological Association Lecture: Novel disposable fURS**  
Athanasios (Thanos) Papatsoris, Greece

1410-1430

**International Continence Society Lecture: The IMPROVE Trial: Surgical Technique Remains The Most Important Factor Associated With Recovery of Urinary Continence After Radical Prostatectomy**

Rafael Sanchez-Salas, Canada

**LBA-MP.01 Assessment of Bladder Microbiome in Bladder Cancer: Identifying Potential Microbial Targets and Establishing Appropriate Urobiome Sampling Methods.**  
Junghoon Lee, Korea, Rep.

**LBA-MP.02 A Prospective, Comparative, Within-Patient Controlled Multicenter Phase iii Study Comparing Blue Light Cystoscopy versus White Light Cystoscopy for the Detection of Bladder Cancer in China**  
Hongxian Zhang, China

**LBA-MP.03 Integrative Multi-omics Analysis Depicts the Methylome and Hydroxymethylome in Recurrent Bladder Cancers and Identifies Biomarkers for Predicting PD-L1 Expression**  
Zhenduo Shi, China

**LBA-MP.04 Multimorbidity and BPH Surgery: Could Transperineal Interstitial Laser Ablation (Tpla) of the Prostate Be the Compromise? Functional and Safety Outcomes From a Preliminary Single-Center Experience**  
Francesco Sessa, Italy

**LBA-MP.05 Epha2 Silencing Inhibits the Progression of Renal Cell Carcinoma in an Orthotopic Mouse Model**  
Yongsoo Jo Korea, Rep.

**LBA-MP.06 Understanding the Current Ergonomics Setup of Anatomical Endoscopic Enucleation of the Prostate: a Survey Through the Endourological Society**  
Ahmad ALSHAMMARI, Canada

**LBA-MP.07 Topoisomerase I Chemotherapeutics Decreased Numbers of Trap Positive Metastatic Bone Cancer Cells in Prostate Cancer of Mice**  
Yun Seob Song, Korea, Rep.

**LBA-MP.08 High Intensity Focal ultrasound(HIFU) vs Focal Laser Ablation(fla) for Low and Intermediate Localized Prostate Cancer. Battle without End? Mid-Term Results of a Multicentric Prospective Study**  
Nikolas Mertziotis, Greece

**LBA-MP.09 Usp11 Inhibits the Progression of Prostate Cancer by the Posttranslational Reverse of PTEN Ubiquitination**  
Yun Seob Song, Korea, Rep.

**LBA-MP.10 Prostate Cancer Detection in Men Using Stockholm3 and MRI- Real World Evidence From 2018 to 2022**  
Thorgerdur Palsdottir, Sweden

**LBA-MP.11 Application and Efficacy of Enucleation of the Prostate in Medium and Large Volume Prostatic Hyperplasia**  
Zhenduo Shi, China

1345-1515



### HT-04: Hot Topic: MIBC – Optimizing TURBT, Radical Cystectomy and PLND

Room: Rumeli LL3  
Co-Chairs: Mario I. Fernández, Chile / Seth Lerner, United States

1345-1355

#### Role of Genetic Evaluation in MIBC: Why and When?

Petros Grivas, United States

1355-1405

#### Bladders Preservation Protocols in MIBC: What's New?

Mario I. Fernández, Chile

1405-1415

#### Neoadjuvant Immune Check Point Inhibitors in MIBC: Where do we Stand Today?

Kostas Dimitropoulos, United Kingdom

1415-1425

#### Improving Outcomes of Radical Cystectomy: How Far Have we Come?

Christian Fankhauser, Switzerland

1425-1435

#### Is Robotic Cystectomy the New Standard of Care in View of the Emerging Data?

Franck Bladou, France

1435-1445

#### Would Extended Lymphadenectomy for MIBC Become the Standard of Care in the Near Future?

Seth Lerner, United States

1445-1515

#### Discussion

### IC-03: Instructional Course: New Tools for Optimizing Prostate Cancer Management



Room: Rumeli

1345-1515



LL2  
Chair: Gonzalo Vitagliano, Argentina  
Co-Chair: Robert Reiter, United States

New diagnostic tools for prostate cancer have emerged in recent years. However, effective and efficient use remains to be determined. This session aims to establish the practical role of these new technologies in the prostate cancer management algorithm.

#### Learning Objective:

At the end of this session, attendees:

- Will have learned the proper use of new diagnostic and staging tools in prostate cancer.

1345-1350

#### Introduction

Robert Reiter, United States  
Gonzalo Vitagliano, Argentina

1350-1405

#### Practical Use of Prostate MRI

Rafael Sanchez-Salas, Canada

1405-1420

#### Prostate Micro Ultrasound, Evolution and Application

Wayne Brisbane, United States

1420-1435

#### Biomarkers 2023

Derya Tilki, Germany

1435-1450

#### All you Need to Know About PSMA

Damien Bolton, Australia

1450-1515

**Case Based Discussion and Q&A**

Robert Reiter, United States  
Gonzalo Vitagliano, Argentina

1345-1515



**IS-06: Interactive Session: Optimising IC / BPS Results** 

Room: Rumeli LL1  
Co-Chairs: Nagendra Nath Mishra, India / Michael Samarinas, Greece

1345-1405

**Clinical approach and imaging developments for IC/BPS**

Michael Samarinas, Greece

1405-1425

**Cystoscopy in IC /BPS**

Shingai Mutambirwa, South Africa

1425-1445

**Surgical and Non-surgical Management of IC/CBS**

Nagendra Nath Mishra, India

1445-1515



**MC-03: Master Class: Navigating the Management of Small Renal Masses**

Room: Rumeli LL9  
Co-Chairs: Muddassar Hussain, United Kingdom / Pilar Laguna, Türkiye / Michael Marberger, Austria

**Learning Objectives:**

Most of the currently diagnosed renal tumors are classed as small renal masses (SRM) with a maximum size diameter of 4 cm. besides the fact that a non-negligible percentage of them are benign, few of them are potentially aggressive and even though, they may not require active treatment as other competing causes will ultimately modulate the life expectancy of the patients.

A must that should prevail when facing a SRM is how to integrate the imaging and histology at hand in the diagnostic algorithm. Furthermore, there are other factors that play an important role in the treatment decision making, some of them require of a through appraisal of the general status of the patients and may or not be modifiable and others depend on the means available in the working setting. All in the frame of a comprehensive discussion and shared decision between the treating physician and the patient.

During this session the attendants will become acquainted with the definition of SRM and on the role of advanced imaging and of the histology in the diagnosis. They will learn the value of well-designed and conducted registries, and the different options to be discussed with the patients from active surveillance to robotic surgery. In summary who should be treated and what is the best option of treatment for a given patient.

A mini debate will point out the pros and cons of two modalities of active treatment (Ablation vs Robotic partial nephrectomy) and lastly a real case will be presented and discussed among the panel with active participation of the attendees.

1345-1357

**Defining Small Renal Mass and Registry Approaches**

Antonio Finelli, Canada

1357-1409

**Role of Advanced Imaging, PET**

Brian Shuch, United States

1409-1421

**Now What is Role of Biopsy in Small Renal Masses**

Kubilay Sabuncu, Türkiye

1421-1433

**Active Surveillance**

Simon Tanguay, Canada

1433-1445

**Ablation vs Partial Nephrectomy - Mini Debate**

**Ablation**

Tianxin Lin, People's Republic of China

**Robotic Partial Nephrectomy**

Amlesh Seth, India

1445-1515

**Case Discussion**

Presenter: Amlesh Seth, India

**MP-01: Moderated Oral ePoster Session 01: Kidney and Ureteral Cancer - Basic Science, Pediatric Urology, Prostate Cancer - Basic Science and Stones - Evaluation & Medical Management**

Room: Rumeli LL5

Moderators: Neeraj Kumar Agrawal, India / Manal Kumar, United Kingdom

**MP-01.01 Impact of Environmental Exposure of Heavy Metals and Toxic Elements on Renal Cell Carcinoma**

*Brusabhanu Nayak, India*

**MP-01.02 Understanding the Molecular Characteristics and Vulnerabilities of Sarcomatoid/rhabdoid Renal Cell Carcinomas Through Integrative Histological and Spatial Genomics Approaches**

*Mustafa Soytaş, Canada*

**MP-01.03 Comparative Analysis of Cystolitholapaxy and Percutaneous Cystolithotripsy in Senior Pediatric Population Aged 6 to 15 Years**

*Tariq Ahmad, Pakistan*

**MP-01.04 Efficacy and Safety of Endoscopic Balloon Dilatation for Treatment of Primary Obstructed Megaureter up to 2 Years of Age**

*Tariq Ahmad, Pakistan*

**MP-01.05 Efficacy and Safety of Mirabegron Compared to Solifenacin in Treatment of Non-Neurogenic Voiding Dysfunction in Children: a Randomized Controlled Trial.**

*Islam Mansour, Egypt, Arab Rep.*

**MP-01.06 Hoga1 Variants in Chinese Patients with Primary Hyperoxaluria Type 3: Genetic Features and Genotype-Phenotype Relationships**

*Wenyi Wang, China*

**MP-01.07 Is Percutaneous Nephrolithotomy Effective and Safe in Infants Younger than 2 Years Old? Comparison of Mini and Standard Percutaneous Nephrolithotomy**

*Nebil Akdoğan, Türkiye*

1345-1515



**MP-01.08 Our Experience in Severe Hypospadias Repair by One-Stage Lengthening Procedure**

*Marko Bencic, Serbia*

**MP-01.09 Preoperative Factors Associated with the Development of Distal Ureteral Stump Syndrome After Upper Pole Heminephrectomy**

*Eric Kurzrock, United States*

**MP-01.10 Safety and Efficacy of Transurethral Cystolithotripsy for Bladder Stone in Pediatric Population. Single Centre Experience.**

*Tariq Ahmad, Pakistan*

**MP-01.11 Clinical Characterization of Metastatic Hormone Sensitive Prostate Cancer According to Real World Data: Can Randomized Clinical Trials Be More Reliable? Data From the European Network of Excellence for Big Data in Prostate Cancer (Pioneer).**

*Rossella Nicoletti, Italy*

**MP-01.12 Development of a Predictive Model for Death Amongst Patients with Metastatic Hormone Sensitive Prostate Cancer (mHSPC) Treated with One of the Approved Treatment Plans, on Characteristics Present at Admission: Preliminary Results From the European Network**

*Rossella Nicoletti, Italy*

**MP-01.13 Mechanism of Il-6/stat3 Regulation of Srd5a1 in Prostate Cancer Cells**

*Xiaobo Wu, Hong Kong, China*

**MP-01.14 Randomized Trial Comparing Different Methods of Lymphogenic Complications Prophylaxis During Robot-Assisted Radical Prostatectomy.**

*Dmitry Pushkar, Russian Federation*

**MP-01.15 Snd1 Regulates the mRNA Stabilization Through m6A Modification to Promote Prostate Cancer Progression**

*Yijie Tang, China*

**MP-01.16 The Cr13-Spop Ubiquitin Ligase Complex Decreases the Transcriptional Output of Hippo-Yap Signaling by Promoting Tead2 Degradation in Prostate Cancer**

*Kun Chang, China*

**MP-01.17 Two Major Types of Tumor-Associated Macrophages Have Distinct Correlation with Progression of Prostate Cancer**

*Valentin Pavlov, Russian Federation*

**MP-01.18 A Randomized, Double-Blind, Placebo-Controlled Study of Agropyron Repens,**



**Mannitol and Magnesium Supplement for the Treatment of Calcium Oxalate Upper Urinary Tract Stones: the Ammos Study-Preliminary Results**

*Petros Sountoulides, Greece*

**MP-01.19 Current State of Mobile Health Apps in Endourology**

*Ali Talyshinskii, Kazakhstan*

**MP-01.20 For Communities with Prolonged Inbreeding as in Pakistan, Extensive Metabolic Panels Are Required to Categorize Pathogenicity of Heterozygous AR Variants, Discovered in 34% of Urinary Stone Formers Selected as at-Risk for Genetic Cause.**

*Syed Biyabani, Pakistan*

**MP-01.21 Possible Role of the Microbiota in Urinary Stones: a Prospective Study to Correlate Radiological Density (Hounsfield Units) and Cultural Examination of Urinary Calculi**

*Antonio Luigi Pastore, Italy*

**MP-01.22 The Protective Effect of Remote Ischemic Preconditioning on Kidney Injury Induced by After Percutaneous Nephrolithotomy Surgery**

*Guangyuan Zhang, China*

**MP-04.07 Complex Reconstructive Surgery in Genitourinary Tuberculosis: Multicentric Experience**

*NEERAJ AGRAWAL, India*

1345-1515



**MVP-01: Moderated Video ePoster Session 01: Bladder Cancer - Basic Science, BPO/LUTS, Female Urology, Kidney and Ureter, Benign Diseases, Renal Transplantation, Sexual Dysfunction and Voiding Dysfunction**

Room: Rumeli LL7

Moderators: Damien Bolton, Australia / Vikas Jain, India

**MVP-01.01 Comparative Analysis of the Usage of Open and Laparoscopic Access in Radical Cystectomy with the Formation of an Ileum Conduit**

*Sergey Kotov*

**MVP-01.02 Robot-Assisted Laparoscopic Madigan Seminal Sparing Simple Prostatectomy**

*Antonio Luigi Pastore*

**MVP-01.03 Transurethral Resection and Buccal Mucosal Graft for the Treatment of Refractory Bladder Neck Contracture**

*Ibragim Mamaev*

**MVP-01.04 A Successful Transperitoneal Laparoscopic Repair of Iatrogenic Vesicovaginal Fistula**

Sara Duarte, Portugal

**MVP-01.05 Laparoscopic Retroperitoneal Pyelolithotomy in Pelvic Ectopic Kidney**

Naveed Khan, India

**MVP-01.06 Laparoscopic Retroperitoneal Pyeloplasty: Our Experience and Tricks Involved in Its Execution.**

Naveed Khan, India

**MVP-01.07 Right Complex Challenging Donor Kidney (Three Renal Arteries with Aml) with Robotic Kidney Transplant**

Karandeep Guleria, India

**MVP-01.08 Shaeer's Cavernotome : the Coring / Grinding Cavernotome for Cases of Corporal Scarring**

Osama Shaeer, Egypt, Arab Rep.

**MVP-01.09 Shaeer's Single-Corporotomy Infrapubic Penile Prosthesis Implantation**

Osama Shaeer, Egypt, Arab Rep.

**MVP-01.10 Autologous Fascial Sling Surgery After Orthotopic Urinary Diversion**

Mesut Şengül, Türkiye

1345-1515



**TIPS-02: SIU Tips and Tricks Pt 2: SIUJ**

Room: Rumeli LL12  
Chair: Peter Black, Canada

**Introduction**

Peter Black, Canada

**Impact Factor: How to Play the Game**

Tamsin Greenwell, United Kingdom

**Journal Indexing: Sine qua non**

Seth Lerner, United States

**Q&A**

**Open Access and Evolving Practices in Urologic Publishing**

John Davis, United States

**AI and Large Language Models in Writing, Publishing and Peer Review**

Henry Woo, Australia

**Controversies in Urologic Publishing**

Rajeev Kumar, India

1345-1350

1350-1400

1400-1410

1420-1425

1425-1435

1435-1445

1445-1455

1455-1505

**Social Media: Making the Most of Your Recently Published Paper**

Jeremy Yuen-Chun Teoh, Hong Kong

1505-1515

**Q&A and Closing Remarks**

**GAF-01: Global Andrology Forum Workshop: Evaluation of the Infertile Male – What the Urologist Should Know**



1345-1615

Room: Hisar

**Chair:** Ashok Agarwal, United States

**Co-Chair:** Giovanni Maria Colpi, Ticino

1345-1355

**Introduction to the Workshop**

Ashok Agarwal, United States

1355-1405

**The WHO Sixth Manual on Semen Examination – What is New and Different?**

Amarnath Rambhatla, United States

1405-1415

**Hormonal Evaluation of the Sub-fertile Male – Which, When and Why?**

Ayman Rashed, Egypt

1415-1425

**Sperm DNA Fragmentation Testing – Why is it so Important?**

Imad Ziouziou, Morocco

1425-1435

**Oxidative Stress Measurement – Is it the Missing Link?**

Ashok Agarwal, United States

1435-1445

**Genetic Testing of Infertile Men – Indications and Clinical Implications**

Sezgin Güneş, Türkiye

1445-1455

**Artificial Intelligence – Its Role in Male Infertility**

Widi Atmoko, Indonesia

1455-1505

**Controversies in Varicocele Diagnosis and Management**

Tan V Le, Vietnam

1505-1515

**Varicocele – Comparison of Outcomes with Various Techniques**

Ates Kadioğlu, Türkiye

1515-1525

**Future of Andrology?**

Nikolaos Sofikitis, Greece

1525-1555

**Q&A**

Moderators

Selahittin Çayan, Türkiye

Lukman Hakim, Indonesia

1555-1605

**Take Home Messages**

A Barış Altay, Türkiye

**SURG-01: Surgery Day - Screen One - Session 4**



1415-1630

Room: Anadolu Oditoryum - Screen 1

**Chair:** Jean de la Rosette, Türkiye

**Committee Members:** Mélanie Aubé-Peterkin, Canada / Mevlana Derya Balbay, Türkiye / Mihir Desai, United States / Paolo Gontero, Italy / Stavros Gravas, Cyprus / Sung Kyu Hong, South Korea

**Learning Objectives:**

At the end of this course, participants should be able to:

- Update their knowledge of recent developments in equipment and technique for the minimally

invasive and surgical management of urological diseases, based on live and pre-recorded surgical demonstrations.

- Acknowledge the role of open, laparoscopic, and robotic-assisted surgical procedures in uro-oncology and reconstructive urology, with respect to new systems, instrumentation, and techniques.
- Summarize practical knowledge of instrumentation and techniques for the endourologic treatment of upper and lower urinary tract conditions.
- Recognize the role of focal therapy and novel imaging approaches in uro-oncology.
- Recall perioperative considerations for optimizing urological surgery outcomes, based treatment guidelines and expert opinion.

#### Session 4

##### Moderators

Reynaldo Gómez, Chile  
Tamsin Greenwell, United Kingdom  
Sanjay Kulkarni, India

1415-1500

#### **LIVE: Penile Prosthesis Implant**

Surgeon: Ates Kadioğlu, Türkiye

1500-1530

#### **SEMI-LIVE: Adult Hypospadias Stricture**

Surgeon: Daniela Andrich, United Kingdom

1530-1630

#### **LIVE: Penile Prosthesis Implant**

Surgeon: Koenraad van Renterghem, Belgium

### **SURG-02: Surgery Day - Screen Two - Session 4**

Room: Anadolu Oditoryum - Screen 2

**Chair:** Jean de la Rosette, Türkiye

Committee Members: Mélanie Aubé-Peterkin, Canada / Mevlana Derya Balbay, Türkiye / Mihir Desai, United States / Paolo Gontero, Italy / Stavros Gravas, Cyprus / Sung Kyu Hong, South Korea

1415-1630



#### **Learning Objectives:**

At the end of this course, participants should be able to:

- Update their knowledge of recent developments in equipment and technique for the minimally invasive and surgical management of urological diseases, based on live and pre-recorded surgical demonstrations.
- Acknowledge the role of open, laparoscopic, and robotic-assisted surgical procedures in uro-oncology and reconstructive urology, with respect to new systems, instrumentation, and techniques.
- Summarize practical knowledge of instrumentation and techniques for the endourologic treatment of upper and lower urinary tract conditions.
- Recognize the role of focal therapy and novel imaging approaches in uro-oncology.
- Recall perioperative considerations for optimizing urological surgery outcomes, based treatment guidelines and expert opinion.

#### Session 4

##### Moderators

Abbas Basiri, Iran  
Damien Bolton, Australia  
Henriette Veiby Holm, Norway

1415-1445

#### **SEMI-LIVE: Repair of Urethro-rectal-cutaneous Urinary Fistula via Perineal Approach**

Surgeon: Selami Albayrak, Türkiye

1445-1515

#### **LIVE: Urethral Reconstruction**

Surgeon: Shreyas Bhadranavar, India

1515-1535

**SEMI-LIVE: Fistula Repair**

Surgeon: Evelyn Mmapula Moshokoa, South Africa

1535-1605

**LIVE: HoLEP with Ejaculation Preservation**


Surgeon: Murat Arslan, Türkiye

1605-1630

**SEMI-LIVE: Neobladder Reconstruction**

Surgeon: Kostas Dimitropoulos, United Kingdom

1515-1545  **Break**  
 Room: Exhibit Hall

1515-1545 

**SS-01: Studio Session - What's New to Optimise Individualised Care for LUTS/BPE?**



Room: SIU@U

Studio, Exhibit Hall


**Chair:** Stavros Gravas, Cyprus

**Faculty:** Sung Yong Cho, South Korea / Marie Carmela Lapitan, Philippines

**Learning Objectives:**

At the end of this scientific studio session, participants should be able to:

- Better understand the effect of medical treatments in profiles of men with LUTS/BPE on changes in different type of symptoms and QoL as well as risk of AUR or related surgery.
- Recognise the role of clinically relevant baseline characteristics in modulating response to various medical treatments in individual patient profiles.
- Acknowledge how predictive modelling and innovative ways to visualise complex science help to inform optimal care.
- Appreciate the importance of a better-informed individualised management of LUTS/BPE patients.

1545-1715 

**CO-02: Controversies in Urology: Confronting the Contemporary Challenges in Upper Tract Urothelial Cancer**



Room: Rumeli

LL2

**Co-Chairs:** Salah Albuheissi, United Kingdom / Amlesh Seth, India

1545-1555

**Role of Conservative Management in the Treatment of Upper Tract Urothelial Cancer: Controversies and Challenges**

Joe Philip, United Kingdom

1555-1605

**Optimal Approach to Surgical Management of Upper Tract Urothelial Cancer**

A. Erdem Canda, Türkiye

1605-1615

**Emerging Therapies for Upper Tract Urothelial Cancer**

Bedeir Ali El Dein, Egypt

1615-1625

**Role of Lymph Node Dissection in the Management of Upper Tract Urothelial Cancer: Controversies and Challenges**

Amlesh Seth, India

1625-1635

**Role of Adjuvant Therapy in the Management of Upper Tract Urothelial: Controversies and Challenges**

Ozcan Yildiz, Türkiye

1635-1645

**Systemic Chemotherapy for Upper Tract Urothelial Cancer: Efficacy and Outcomes**

Shilpa Gupta, United States

1645-1715

**Discussion**

1545-1715



## IC-04: Instructional Course: Perioperative Immunotherapy Treatments of Localized Genitourinary Malignancies

Room: Rumeli LL3  
Chair: Andrea Necchi, Italy

### Learning Objectives:

At the end of this session, attendees should be able:

- To increase the knowledge and the awareness among urologists on the developments of systemic immunotherapy as perioperative therapy in urologic cancers.
- To understand which are the currently-recommended management strategies and the newly approved adjuvant immunotherapies.
- To learn how to best incorporate these new developments into the standard-of-care treatment.
- To understand what are the unmet needs and the management gaps from patients' advocates voice.

1545-1605

### **Fresh Data on the Use of Neoadjuvant and Adjuvant Immunotherapy in Resectable GU Malignancies**

Shilpa Gupta, United States

1605-1625

### **Integrating the Research Developments into the Standard of Care: The Role of Medical Oncologist**

Andrea Necchi, Italy

1625-1645

### **Practice Management of Multimodal Therapy, including Safety and Bladder Preservation: The Urologist Perspective**

Philippe E Spiess, United States

1645-1715

### **Discussion Guided by Faculty**

#### MAIN TOPICS:

- Clinical scenarios of the modern management of patients with muscle-invasive bladder cancer (MIBC)
- Involvement of patient advocates into the clinical decision making
- Management of unexpected events in daily management: adverse events, surgery delays, with guidance provided by Faculty experts

1545-1715



## IS-07: Interactive Session: Lymph Node Management in Carcinoma Penis – Principles and Issues



Room: Rumeli

LL1

Co-Chairs: Samir Khanna, India / Bhojraj Luitel, Nepal

1545-1605

### **Updates in Management of Inguinal Nodes for Penile Cancer**

Philippe E Spiess, United States

1605-1615

### **Nodal Staging in Carcinoma Penis: Challenges and Solutions**

Harvinder Singh Pahwa, India

1615-1625

### **Predictors of Nodal Metastasis in Carcinoma Penis**

Gagan Prakash, India

1625-1635

### **Advances in the Surgical Management of Lymph Node Metastasis in Carcinoma Penis**

Bhojraj Luitel, Nepal

1635-1645

**Complications and Side Effects of Lymph Node Dissection**

Samir Khanna, India

1645-1715

**Discussion**

**MV-01: Master Video: Energies in Stone Fragmentation – Advances and Outcome**



Room: Rumeli LL9

**Co-Chairs:** Kalana Parana Palliya Guruge, Sri Lanka / Dilip Mishra, India

1545-1715

1545-1555

**Pneumatic Lithotripsy in Ureteric Stones - Is there a Role in Current Era?**

Pawan R Chalise, Nepal

1555-1605

**Shock Pulse - When to Employ and Benefits**

Mohamed El-Shazly, Egypt

1605-1615

**Holmium YAG laser - Is it the Gold Standard**

Sameer Trivedi, India

1615-1625

**Thulium Fibre Laser - Will it be the Ultimate Choice**

Alim Dymov, Russia

1625-1635

**Moses Technology - How Much Beneficial Is It**

T Manohar, India

1635-1645

**Trilogy - Will it Add to a New Dimension in Management**

Refaat Abusamra, Libya

1645-1715

**Discussion**

**MP-02: Moderated Oral ePoster Session 02: Kidney and Ureter, Benign Diseases and Kidney and Ureteral Cancer – Clinical**



Room: Rumeli LL5

Moderator: M Hammad Ather, Pakistan

1545-1715

**MP-02.01 A New Ureteric Pigtail Suture Stent to Improve Patient's Quality of Life: a Pilot Study**

*Mohamed FARAH, United Kingdom*

**MP-02.02 How Does Intrarenal Pressures Affect the Nephron? the Effect of Raised Intrarenal Pressures on an Ex Vivo Animal Model**

*Anne Hong, Australia*

**MP-02.03 Influence of Simple Renal Cysts on Renal Function: Prospective Randomized Clinical Trial**

*Vigen Malkhasyan, Russian Federation*

**MP-02.04 Laparoscopic Nephrectomy in Xanthogranulomatous Pyelonephritis: Assessment of Feasibility and Factors Predicting Difficulties**

*Yash Pamecha, India*

**MP-02.05 Plasma-Derived Exosomal Mir-4635 as a Promising Diagnostic Biomarker for Early Detection of Aki After Cardiac Surgery**

*Xiangyu Zou, China*

**MP-02.06 Visualising the Effects of Raised Intrarenal Pressures on the Renal Parenchyma**

*Anne Hong, Australia*

**MP-02.07 3d Anatomic Reconstruction as a Tool for Partial Nephrectomy Planning Based on Anatomic Variations of the Renal Hilum.**

*Gonzalo Vitagliano, Argentina*

**MP-02.08 Association Between the Sarcomatoid Status and Percentage of Sarcomatoid Feature on the Clinical Outcomes of Localized Renal Cell Carcinoma Post Nephrectomy**

*Mustafa Soytaş, Canada*

**MP-02.09 Clinical Outcomes of Patients with Metastatic Renal Cell Carcinoma with or without Sarcomatoid Features Treated with Systemic Therapies in Real-World Canadian Setting**

*Ghady B-N Sawaya, Canada*

**MP-02.10 Clinical Outcomes of Patients with Metastatic Renal Cell Carcinoma with or without Sarcomatoid Features Treated with Combination Therapies in Real-World Canadian Setting**

*Ghady B-N Sawaya, Canada*

**MP-02.11 Comparative Assessment Efficacy 2 vs 4 Cycles of Neoadjuvant Targeted Therapy in Patients with Localized RCC**

*Oleg Voylenko, Ukraine*

**MP-02.12 Decline of Ipsilateral Gfr Beyond New Baseline for Patients with Clamped Partial Nephrectomy**

*Zhaohui Zhou, China*

**MP-02.13 Holmium:Yag versus Thulium:Yag Laser in Endoscopic Ablation of Upper Tract Urothelial Carcinoma: a Comparison on Perioperative Outcomes and Short-Term Follow-Up**

*Davide Perri, Italy*

**MP-02.14 Influence of Central Ischemia on the Renal Function and Comorbidities After Partial Nephrectomy in Patients with Localized RCC**

*Oleg Voylenko, Ukraine*

**MP-02.15 Is Adjuvant Pembrolizumab After Nephrectomy in Renal-Cell Carcinoma Really Superior?**

*Gonzalo Vitagliano, Argentina*



**MP-02.16 New Approaches to Fast-Track Surgery After Partial Nephrectomy**

*Oleg Voylenko, Ukraine*

**MP-02.17 Predictors of Positive Surgical Margins Before Surgery for Renal Cell Carcinoma**

*Ogulcan Canitez, Türkiye*

**MP-02.18 Prognostic Significance of Grade Discrepancy Between Primary Tumor and Venous Thrombus in Non-Metastatic Clear-Cell Renal Cell Carcinoma: Analysis of the Remember Registry and Implications for Adjuvant Therapy**

*Zhenjie Wu, China*

**MP-02.19 Renal Cell Carcinoma Subtype, Tumor Size and Risk of Synchronous Metastases: a Report From the National Cancer Database**

*Heinric Williams, United States*

**MP-02.20 Robot-Assisted Inferior Vena Cava Thrombectomy and Radical Nephrectomy: Experiences and Techniques with 2-Yr Outcomes**

*Xiaoping Zhang, China*

**MP-02.21 Segmental Resection Has Equivalent Oncological Outcomes to Radical Nephroureterectomy for Ureteral Urothelial Carcinoma**

*Jeremy Teoh, China*

**MP-02.22 The Novel Holographic-Image-Based Surgical Difficulty System to Guide Partial Nephrectomy in Renal Tumor**

*Liu Zhengsheng, China*

1545-1715



**MP-03: Moderated Oral ePoster Session 03: Bladder Cancer - Basic Science, Bladder Cancer – Clinical and Miscellaneous (Cancer Related)**

Room: Rumeli LL7

Moderators: Grigorakis Alkiviadis, Greece / Michael Poch, United States

**MP-03.01 B7-H4 Correlates with Clinical Outcome and Immunotherapeutic Benefit in Muscle-Invasive Bladder Cancer**

*Zhaopei Liu, China*

**MP-03.02 Bladder Cancer Associated with Elevated Level of Lead, Cadmium, Aluminum and Zinc: Prognostic Significance of Metal Elevation and Expression of Fgfr3, Gata3 and Cytokeratin 5/6**

*Bedeir Ali-El-Dein, Egypt, Arab Rep.*

**MP-03.03 Machine Learning Algorithm for Diagnosis of Urologic Malignancies Using Analysis of Copy Number Variation in Urinary Cell Free DNA**

*Myung Soo Kim, Korea, Rep.*

**MP-03.04 Optical Markers as Predictors of Recurrence and Progression in Patients with Non-Muscle Invasive Bladder Cancer.**

*Valentin Pavlov, Russian Federation*

**MP-03.05 Tigit and PD-1 Expression Atlas Predicts Survival and Therapeutic Responses in Muscle-Invasive Bladder Cancer**

*Yu Zhu, China*

**MP-03.06 A Systematic Review of Robotic vs Open Cystectomy with Detailed Peri-Operative Outcomes and Complication Profile**

*Finin Cotter, Australia*

**MP-03.07 Association of Patient Characteristics (Basic and Clinical) with Genitourinary Tract Malignancies in Patients Presenting with Microscopic Hematuria: a Single Canadian Centre Experience**

*Loay Abbas, Canada*

**MP-03.08 Changes of Exosomal Urinary PD-L1 Concentration After PD-L1 Inhibitor Therapy in Metastatic Bladder Cancer Patients Refractory to Cisplatin Based Chemotherapy**

*Kyung Hwan Kim, Korea, Rep.*

**MP-03.09 Clinical Outcomes of Patients with Variant Histology of Urothelial Carcinoma After Radical Cystectomy**

*Yun Ha Lee, Korea, Rep.*

**MP-03.10 Comparison of en-Bloc Resection of the Bladder Wall with Conventional Transurethral Resection of the Bladder Wall in Patients with Bladder Cancer.**

*Sergey Kotov, Russian Federation*

**MP-03.11 Dwi-Based Multi-Regional Radiomics Model for the Assessment of Muscle Invasion in Bladder Cancer**

*Mingyang Li, China*

**MP-03.12 Fully Automated Bladder Tumor Segmentation From MRI Images, Using 3d U-Net AI-Based Algorithm**

*Teodora Telecan, Romania*

**MP-03.13 Is There Any Possible Role for 5 Alpha Reductase Inhibitors in Non Muscle Invasive Bladder Cancer? Results From Multicenter Study**

*Antonio Luigi Pastore, Italy*

**MP-03.14 Laparoscopic 3d Radical Cystectomy with Intracorporeal Urinary Diversion - Our Experience**

*Maximilian Buzoianu, Romania*

**MP-03.15 Multiple Directional Dwi Combined with T2wi in Predicting Muscle Layer and Ki-67 Correlation in Bladder Cancer in 3.0-T MRI**

*Yongbao Wei, China*

**MP-03.16 Paraganglioma (Pheochromocytoma) of the Urinary Bladder: a Systematic Review with a Diagnostic, Management and Treatment Algorithm**

*Ali Hooshyari, New Zealand*

**MP-03.17 Patient Awareness, Diagnosis and Treatment of Bladder Cancer: Survey Results From 45 Countries**

*Lydia Makaroff, Belgium*

**MP-03.18 Robotic-Assisted Radical Cystectomy: the Use of Early Post-Operative Crp as a Predictor for Development of Ileus**

*Azka Yousaf, United Kingdom*

*RESCHEDULED TO MP-10 - SAT OCT 14 - 1615-1745*

**MP-03.19 Snapshot Analysis From a Global Survey on the Use of Enhanced Imaging Methods in Transurethral Resection of Bladder Tumor (TURBT) in Non-Muscle-Invasive Bladder Cancer (NMIBC) Patients**

*Fatima Bekiroglu, Türkiye*

**MP-03.20 The Efficacy of 5- Ala-Induced Fluorescent Urine Cytology and Genomic Vpac Receptors Positivity in the Diagnosis of Bladder Cancer**

*Shreyas Rai, India*

**MP-03.21 Use of in Vivo Raman Spectroscopy and Cryoablation for Diagnosis and Treatment of Bladder Cancer**

*Yufei Liu, China*

**MP-03.22 Investigating Gender Preferences in Urological Care for Non Muscle Invasive Bladder Cancer (NMIBC) : a Matched-Control Analysis From an International Survey of Urologists**

*Aleyna Aydin, Türkiye*

**MP-03.23 Penetration of (Inter)national Guidelines on Non-Muscle Invasive Bladder Cancer (NMIBC): Outcome From From a Global Survey Amongst 3500 Participants**

*Amin Abdulmajeed, Türkiye*

**MP-10.18 The Association of Pi-Rads 4 or 5 Scoring and Biochemical Recurrence in Prostate Cancer with Low-Intermediate Risk**

*Kyung Hwan Kim, Korea, Rep.*

1545-1715



**National Society Delegates Meeting**

Room: Topkapi B

1545-1715



**SL-02: Semi-Live Surgery interactive Session - Robotics**

Room: Rumeli LL4

**Chair:** Jean de la Rosette, Türkiye

**Moderators:** Nicolae Crisan, Romania / Masatoshi Eto, Japan / Vincenzo Ficarra, Italy

1545-1600

**Partial Nephrectomy**

Surgeon: Avelino Fraga, Portugal

1600-1615

**Radical Cystectomy**

Surgeon: Andre Berger, Brazil

1615-1630

**Robotic Partial Nephrectomy with IGN**

Surgeon: Raed Azhar, Saudi Arabia

1630-1645

**Bilateral anastomosis in a neobladder**

Surgeon: Mireia Musquera, Spain

1645-1715

**Roundtable Discussion**

1545-1715



**TIPS-03: SIU Tips and Tricks Pt 3: uCare - Novel Technologies in Urology**

Room: Rumeli LL12

**Chair:** Ranan Dasgupta, United Kingdom

**Co-Chair:** Mihir Desai, United States

1545-1600

**New Urothelial Diagnostics**

Ranan Dasgupta, United Kingdom

1600-1615

**Energy sources in BPH**

Mauro Gacci, Italy

1615-1630

**Practical AI**

Giovanni Cacciamani, United States

1630-1645

**Initial Human Experience with Monarch Robotic Mini PCNL**

Mihir Desai, United States

1645-1715

**Discussion and Q&A**

1545-1745



**WS-02: Workshop: Laparoscopy for Beginners**

Room: Rumeli LL6

**Co-Chairs:** Bhavan Rai, United Kingdom / Swapan Sood, India

**Faculty:** Zeeshan Aslam, United Kingdom / Jorge de Jesús González Moncayo, Mexico / Rahul Gupta, India / Arjun Nambiar, United Kingdom / Sanjeevan K V Sanjeevan, India / Rajan Veeratterapillay, United Kingdom / Gokul Vignesh KandaSwamy, United Kingdom

**Programme Description:**

In this practical workshop, participants will use the laparoscopic trainer to become familiar with laparoscopic equipment. Over this 120-minute session, participants will take part in hands-on training sessions of increasing difficulty and complexity to develop the basic motor skills required for laparoscopic surgery.

### **Learning Objectives:**

At the end of this session, the participants should be able to:

- Identify constituents of a laparoscopic stack.
- Name commonly used laparoscopic instruments.
- Carry out basic laparoscopic exercises using a Laparoscopic Trainer.

**1545-1550**

#### **Introductions**

Bhavan Rai, United Kingdom

**1550-1605**

#### **Equipment**

**1600-1620**

#### **Task-1: Peg-Transfer**

**1620-1640**

#### **Task-2: Cutting the Circle**

**1640-1715**

#### **Task-3: Needle Driving**

**1715-1745**

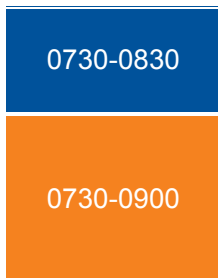
#### **Task-4: Suturing**

**1740-1745**

#### **Feedback**

# Friday, October 13

 Session will be presented on the SIU@U App included with your congress registration.



## GA: General Assembly

Room: Rumeli LL5



## CO-03: Controversies in Urology: Sling Surgeries in Urinary Incontinence – Where do we Stand

Room: Rumeli LL3

**Co-Chairs:** Sun-Ouck Kim, South Korea / Mehwash Nadeem, United Kingdom

### Learning Objectives:

The objective of this session is to provide a complete overview of a mesh sling surgery in the management of stress urinary incontinence, including optimal approach to sling surgery, long term outcomes, and management of complications and failure after sling surgery. This session will endeavor to provide an overview of the latest developments in the management of urinary incontinence with sling surgery.

At the end of this session, attendees should be able:

- To know optimal approach to sling surgery
- To know outcomes and complications of sling surgery
- To know management of complications and failure after sling surgery
- To know new and emerging technologies on sling surgery

0730-0742

### **Mesh Sling Surgery in the Management of Stress Urinary Incontinence: Controversies, Outcomes, and Complications**

Liliya Tryfonyuk, Ukraine

0742-0754

### **Synthetic Mesh vs. Biologic Tissue in Sling Surgeries : Efficacy, Safety, and Outcomes**

Sanjeevan K V Sanjeevan, India

0754-0806

### **Optimal Approach to Sling Surgery for Urinary Incontinence**

Ali Zumrutbas, Türkiye

0806-0818

### **Management of Complications and Failure after Sling Surgery: Controversies and Challenges**

Arun Chawla, India

0818-0830


### **Impact of New and Emerging Technologies on the Management of Urinary Incontinence with Sling Surgery**

Farzana Cassim, South Africa

0830-0900

### **Case Discussion**

Presenter: Arun Chawla, India



## IC-05: Instructional Course: Urologic Endoscopy in Resource Restricted Environments

LL2

**Chair:** Kymora Scotland, United States



Room: Rumeli

Urologic endoscopy has become essential for the diagnosis and treatment of many urinary issues.

Endourologic procedures have improved the approach to many disorders but require specific training and are largely instrument- dependent and instrument- intensive. These instruments and the practices recommended for maintaining them are often prohibitively expensive for surgeons in resource restricted environments. To carry the advantages of endourology to countries with limited economic resources, costs must be controlled. The options and techniques to decrease costs of these maneuvers are discussed. This provides a practical approach to endourology in low and middle income countries and in challenging environments.

**Learning Objectives:**

At the end of this session, attendees should be able to:

- Define optimal use of instruments in challenging environments.
- Understand and compare cost saving practices.
- Define and recognize risk from cost saving practices.
- Understand innovations aimed at improving cost saving measures.

0730-0735

**Introduction and Outline of Objectives**

Kymora Scotland, United States

0735-0750

**Discussion of Disposables**

Kymora Scotland, United States

0750-0815

**Endourology: Advice from the Egyptian Experience**

Ehab Tawfik, Egypt

0815-0825

**Tips and Tricks In Endourology**

Mohammed Lezrek, Morocco

0825-0830

**Global Partnerships in Endourology- How to make the Best of Collaborations**

Kymora Scotland, United States

0830-0855

**Question and Answer**

0855-0900

**Hands-on Session: Stone Baskets from Scratch and Additional Q&A**

0730-0900



**IC-06: Instructional Course: Urological Surgical Prophylaxis**

Room: Rumeli LL4

Chair: Yigit Akin, Türkiye

**Learning Objectives:**

At the end of this session, attendees should be able to:

- Recall the description of prophylactic surgery in the urological field.
- Determine a diagnostic assessment including laboratory and imaging methods application areas.
- Outline techniques and advantages (quality of life and anxiety issues).
- Explain Surveillance and Future directions in Prophylactic Urological Surgery.
- Describe the Current status of Prophylactic Urological Surgery"

0730-0735

**Welcome and Introductions**

Yigit Akin, Türkiye

0735-0750

**Prostate Risk Reducing Surgery**

Peter Carroll, United States

0750-0805

**Bladder Risk Reducing Surgery**

Badrinath Konety, United States

0805-0820

**Kidney Risk Reducing Surgery**

Makarand Khochikar, India

0820-0835

**Testis Risk Reducing Surgery**

Pilar Laguna, Türkiye

0835-0900

**Discussion and Q&A / Closing Remarks**

0730-0900



**MC-04: Master Class: Challenges in the Surgical Management of Female Urinary Fistulae**

Room: Rumeli LL12

**Co-Chairs:** Arjun Nambiar, United Kingdom / Shailesh Shah, India

0730-0740

**Options for Fistula Repair in the Developing Versus Developed World**

Igor Vaz, Mozambique

0740-0750

**Managing Recurrent Female Urinary Fistula: Issues and Options**

Tamsin Greenwell, United Kingdom

0750-0800

**Minimally Invasive and Robotic-assisted Surgery for Female Urinary Fistulae**

Syed Mohammed Ghouse, India

0800-0810

**Vaginal Repair of VVF**

Tamsin Greenwell, United Kingdom

0810-0820

**Novel Approaches to the Management of Female Urinary Fistulae**

Arun Chawla, India

0820-0830

**Repair of Female Urinary Fistula: Challenges Associated With Total Urethral Loss**

Arun Chawla, India

0830-0900

**Case Discussion**

Presenter: Shailesh Shah, India

0730-0900



**MV-03: Master Video: Endoscopic Modalities for Bladder Outlet Surgeries in BPE – Does Size Matter?**

Room: Rumeli LL9

**Co-Chairs:** Madhu Sudan Agrawal, India / Dean Elterman, Canada

0730-0738

**HOLEP**

Tanuj Bhatia, India

0738-0746

**Bipolar Resection**

Ka Lun Lo, China

0746-0754

**Bipolar Enucleation**

Ben Liu, People's Republic of China

0754-0802

**UROLIFT**

Ananda Dhanasekaran, United Kingdom

0802-0810

**Robotic Simple Prostatectomy - Urethra Sparing Approach**

Mihir Desai, United States



0810-0818

**REZUM**

Dean Elterman, Canada

0818-0826

**Aquablation**

Neil Barber, United Kingdom

0826-0834

**iTind**

Silvia Secco, Italy

0834-0900

**Discussion and Q&A**

**MV-02: Master Video: Complex Urethral Reconstruction – Failed Urethroplasty**

Room: Rumeli LL7

**Co-Chairs:** Evelyn Mmapula Moshokoa, South Africa / Anthony Mundy, United Kingdom

**Redo PFUI**

Evelyn Mmapula Moshokoa, South Africa

0740-0750

**Recto Urethral Fistula**

Anthony Mundy, United Kingdom

0750-0800

**Lotus Flap Perineal Urethrostomy**

Justin Chee, Australia

0800-0810

**Female PFUI**

Sanjay Kulkarni, India

0810-0820

**Redo Bulbar Stricture**

Francisco E. Martins, Portugal

0820-0830

**Endo Laparoscopic Repair of Recurrent Bladder Neck Stenosis**

Gunter De Win, Belgium and UK

0830-0840

**Redo Panurethral**

Ali Zumrutbas, Türkiye

0840-0900

**Discussion**

**MV-04: Master Video: Nightmares in Minimally Invasive Urology**

Room: Rumeli LL1

**Co-Chairs:** Richard Link, United States / Shrawan Kumar Singh, India

**Large Sub Trigonal Perforation in Laser Prostatectomy**

Tanuj Bhatia, India

0739-0748

**PCNL : Post Declamping Torential Bleed**

Rahul Gupta, India

0748-0757

**Total Ureteric Avulsion : During URS**

Tanuj Bhatia, India

0757-0806

**Major Vascular Injury during PLND**

Sudhir Rawal, India

0806-0815

**Large intraperitoneal bladder perforation during TURBT - How to Proceed?**

0815-0824

**Profuse Bleeding during Tumor Resection in Partial Nephrectomy**

Anant Kumar, India



0730-0900



0730-0900



0824-0833

**Rectal Injury during Apical Dissection in RARP**

T A Kishore, India

0833-0900

**Discussion**

**B2B: Bench-to-Bedside Uro-Oncology: GU Cancers Triad Meeting - Bladder Cancer**



Room: Rumeli



0800-1025

Ballroom B1

**Co-Chairs:** Peter Black, Canada / Sarah Psutka, United States / Simon Tanguay, Canada / Derya Tilki, Germany

For more information on the B2B, visit <https://www.siu-urology.org/congress-2023/bench-to-bedside>.

0800-0805

**Welcome and Introductions**

Peter Black, Canada  
Simon Tanguay, Canada

**Bladder Cancer**

Moderators  
Peter Black, Canada  
Sarah Psutka, United States

0805-0820

**Novel Intravesical Drug Delivery and Methods of Tumour Ablation**

Sarah Psutka, United States

0820-0835

**Optimizing Cystoscopy With AI**

Jeremy Yuen-Chun Teoh, Hong Kong

0835-0900

**Debate: Next Generation Urine Markers Have Utility in Clinical Practice**

Moderator: Sarah Psutka, United States  
Yes: Oner Sanli, Turkey  
No: Maria Carmen Mir, Spain

0900-0925

**Panel: Using Molecular Residual Disease to Guide Treatment of Bladder Cancer**

Moderator: Peter Black, Canada  
Panelists  
Shilpa Gupta, United States  
Andrea Necchi, Italy  
Karima Oualla, Maroc

0925-0955

**Panel: What Is the Next Frontier in Systemic Therapy for Metastatic Urothelial Carcinoma?**

Moderator: Karima Oualla, Maroc  
Panelists  
Petros Grivas, United States  
Andrea Necchi, Italy  
Tian Zhang, United States

0955-1010

**Clinical Trials Update: First-line Therapy of NMIBC**

Peter Black, Canada

1010-1025

**Coffee Break**

**PL-02: Plenary 02**



Room: Rumeli Ballroom B2

**Honorary Co-Chairs:** Jean de la Rosette, Türkiye / Reynaldo Gómez, Chile

0900-1030



0900-0910

**Welcome and SIU Academy Award Presentations**

0910-0925 **Confederación Americana de Urología (CAU) Lecture: Robotic Assisted Radical Nephrectomy with IVC Thrombectomy: Feasibility and Outcomes**

Alejandro Rodriguez, United States

0925-0940 **Urological Association of Asia (UAA) Lecture: Emerging Technologies and Therapies in Infertility**

Rajeev Kumar, India

**Learning Objectives:**

At the end of the lecture, attendees should be able to

- Recall the newer technologies for performance of a semen analysis
- List the genetic evaluation tests for infertile men
- Enumerate the advances microscopy for reconstructive surgery
- List the radiological advances in sperm retrieval techniques

0940-0955 **State of the Art Lecture: Can mini PCNL Survive the Scare of Flexible Ureteroscopy in the Era of Modern Armamentarium**

Abhishek Singh, India

0955-1010 **State of the Art Lecture: Testosterone and Cardiovascular Disease: Update on the TRAVERSE Trial**

Mohit Khera, United States

1010-1025 **State of the Art Lecture: Single Incision Slings in the Management of SUI**

Mohamed Abdel-Fattah, United Kingdom

1025-1030 **Introduction to World Meeting On Sexual Medicine 2023 (WMSM23)**

Jawad Feghali, Lebanon

1030-1030 **Closing Remarks**

**B2B: Bench-to-Bedside Uro-Oncology: GU Cancers Triad Meeting - Kidney Cancer** 

Ballroom B1

**Co-Chairs:** Peter Black, Canada / Sarah Psutka, United States / Simon Tanguay, Canada / Derya Tilki, Germany

Room: Rumeli

1025-1320



For more information on the B2B, visit <https://www.siu-urology.org/congress-2023/bench-to-bedside>.

**Kidney Cancer**

Moderator: Simon Tanguay, Canada

1025-1040 **Novel Imaging Can Predict Histologic Subtypes**

Tarık Esen, Türkiye

1040-1055 **AI Will Help Improve Characterization of Complex Renal Cyst**

Patrick Richard, Canada

1055-1120 **Debate: Triple Therapy Is the Optimal Treatment for IMDC Intermediate Risk Group mRCC**

Moderator: Simon Tanguay, Canada

Pro: Karima Oualla, Maroc

Con: Christian Kollmannsberger, Canada

1120-1135 **Is PFS, ORR or OS Most Important in Selecting First-line Regimen?**

Christian Kollmannsberger, Canada

1135-1150 **Optimal Patient Selection for Adjuvant Therapy Post Nephrectomy**

Oner Sanli, Turkey

1150-1205 **Belzutifan in Sporadic and Hereditary RCC**

Tian Zhang, United States

1205-1220 **Clinical Trials Update: RCC Trials**

Axel Bex, United Kingdom

1220-1300 **Lunch Break**

**GU Cancers Talk**

1300-1320 **Impact of New Robotic Surgery Systems in Urology**

A. Erdem Canda, Türkiye

1030-1100  **Break**  
Room: Exhibit Hall

1030-1530  **GAF-02: Global Andrology Forum Workshop: Masterclass on Surgical Procedures in Male Infertility**   
Room: Rumeli  
LL2  
**Chair:** Rupin Shah, India  
**Co-Chair:** Germar-Michael Pinggera, Austria

This masterclass is a skill-enhancement workshop for urologists who perform surgery for male infertility.

The workshop will feature detailed, stepwise, operative videos from senior surgeons demonstrating their techniques for performing various andrological surgeries and highlighting their personal tips and tricks. This will be supplemented with lectures pertaining to practical aspects of these techniques. Ample time will be provided for questions from the attendees.

**Session 1: Varicocelectomy**

**Videos on Sub-inguinal Microsurgical Varicocelectomy**

1030-1037 **1. Stepwise Technique Including Testicular Delivery**

Ates Kadioğlu, Türkiye

1037-1047 **1. Investigative Modalities for Diagnosis of EDO**

Ates Kadioğlu, Türkiye

1047-1052 **2. Mini-incision, Doppler-assisted Approach**

Mohamed Arafa, Egypt

1052-1057 **3. Mini-incision, Non-Doppler Technique: Tips and Tricks**

Ponco Birowo, Indonesia

**Video on Sclerotherapy for Varicocele**

1047-1052 **1. Sub-inguinal Antegrade Sclerotherapy of Varicocele**

Giovanni Maria Colpi, Ticino

**Lectures**

1053-1101 **1. Indications and Outcomes of Varicocele**

Amarnath Rambhatla, United States

1101-1109	<b>2. Management of Recurrent/Persistent Varicocele</b> Selahittin Çayan, Türkiye
1109-1145	<b>Q&amp;A With All Speakers</b> Moderators Balantine Eze, Nigeria Rupin Shah, India <b>Session 2: Reconstructive Surgery for Obstructive Azoospermia</b> <b>Vaso-epididymal Anastomosis</b>
1145-1148	<b>1. Introduction</b> Rupin Shah, India
1148-1153	<b>2. Intussuscepted VEA</b> Vineet Malhotra, India
1153-1158	<b>3. Intussuscepted VEA</b> Mohamed Arafa, Egypt <b>Vaso-vasal Anastomosis</b>
1158-1203	<b>1. Choice of Technique</b> Amarnath Rambhatla, United States
1203-1208	<b>2. Simplified Technique of VVA</b> Amarnath Rambhatla, United States
1218-1228	<b>Ejaculatory Duct Obstruction</b> <b>2. Endoscopic Correction of EDO</b> Ayman Rashed, Egypt
1228-1300	<b>Q&amp;A Session</b> Moderators Giovanni Maria Colpi, Ticino Rupin Shah, India

1300-1400



Break for Lunch

**Session 3: Surgical Sperm Retrieval Techniques in Azoospermia**

1400-1404	<b>Indications for SSR</b> Germar-Michael Pinggera, Austria
1404-1407	<b>PESA</b> Ponco Birowo, Indonesia
1407-1416	<b>MESA &amp; OESA</b> Quang Nguyen, Vietnam
1416-1419	<b>cTESE</b> Ponco Birowo, Indonesia
1419-1428	<b>nTESE and SST_TESE</b> Vineet Malhotra, India
1428-1438	<b>mTESE: Evolution Over 25 Years</b> Giovanni Maria Colpi, Ticino

1438-1443

**mTESE: Tips and Tricks**

A Barış Altay, Türkiye

1443-1448

**mTESE Outcomes in Klinefelter’s Syndrome**

Mustafa Emre Bakircioglu, Türkiye

1448-1456

**Debate: Is There a Role for Diagnostic Testicular FNA Mapping Prior to SSR?**

Yes: Ponco Birowo, Indonesia  
No: Rupin Shah, India

1456-1504

**Debate: Should mTESE be the Sole Approach to Sperm Retrieval in NOA?**

Yess  
Giovanni Maria Colpi, Ticino  
Ates Kadioğlu, Türkiye  
  
Nos  
Vineet Malhotra, India  
Amarnath Rambhatla, United States

1504-1519

**Q&A With All Speakers**

1100-1230



**CO-04: Controversies in Urology: ECIRS - Principles and Application**

Room: Rumeli LL12  
Co-Chairs: Sung Yong Cho, South Korea / Dilip Mishra, India

1100-1110

**Optimal approach to ECIRS: supine or prone, retrograde or antegrade, single tract or multiple tracts?**

Dilip Mishra, India

1110-1120

**Role of ECIRS in the Management of Complex Renal Stones: Controversies and Challenges**

Madhu Sudan Agrawal, India

1120-1130

**iSimultaneous Bilateral ECIRS - When and Why?**

Nariman Gadzhiev, Russia

1130-1140

**ECIRS in Special Situations**

Christine Joy Castillo, Philippines

1140-1150

**Advances in Technology and Instrumentation for ECIRS**

Mehmet Gokce, Türkiye

1150-1200

**Current and Emerging Trends in ECIRS and Its Applications**

Saeed Bin Hamri, Saudi Arabia

1200-1230

**Case Discussion**

Presenter: Steffi Kar Kei Yuen, Hong Kong

1100-1230



**IC-07: Instructional Course: Implantation of Penile Prosthesis (IPP) in Challenging Cases**

Room: Rumeli LL7  
Chair: Ates Kadioğlu, Türkiye

**Learning Objectives:**

At the end of this session, attendees should:

- Learn the correct antibiotic prophylaxis before IPP in complex cases.
- Discuss optimization of success and clinical results with revision cases after infection.

- Discuss the management of Peyronie's disease with plication, plaque excision, grafting and IPP in challenging cases.
- Explain the management and current challenges faced in postpriapitic prosthetic surgery.

1100-1120

### Antibiotic Prophylaxis (IV and dipping solution) in Complex Cases

Ignacio Moncada, Spain

1120-1140

### Revision Cases After Prosthesis Infection

1140-1200

### IPP in Cases with Peyronie's Disease

Ates Kadioğlu, Türkiye

1200-1230

### Discussion and Q&A

1100-1230



## IS-08: Interactive Session: Innovations in Enhanced Recovery after Surgery



Room: Rumeli

LL1

Co-Chairs: Sia Daneshmand, United States / Christian Fankhauser, Switzerland

### Learning Objectives

At the end of the session, attendees should be able

- Discuss the current evidence for various components of ERAS
- Discuss opioid sparing techniques for pain management
- Discuss the feasibility and implementation of prehabilitation prior to radical cystectomy.
- Discuss the predictors of success of an ERAS pathway
- Assess and discuss the role of anesthesia in the ERAS pathway in urologic surgery.

1100-1110

### Current State of the Art in ERAS

Sia Daneshmand, United States

1110-1120

### Peri-operative Optimization

Christian Fankhauser, Switzerland

1120-1140

### Innovation in Anesthesia Management and Eliminating Narcotics to Improve Patient Outcomes

John Sfakianos, United States

1140-1150

### Pre-habilitation

Sarah Psutka, United States

1150-1230

### Discussion and Q&A

1100-1230



## MC-05: Master Class: Nuances of Hypospadias Management

Room: Rumeli LL4

Co-Chairs: Amilal Bhat, India / Tarkan Soygur, Türkiye

1100-1112

### Techniques for Hypospadias Repair: An Overview

Rajiv Kore, India

1112-1124

### Managing the Complications of Hypospadias surgery

German Kozyrev, Russia

1124-1136

### Contemporary Controversies in Hypospadias Management

Medina Ndoye, Senegal

1136-1148

### Hypospadias Cripple - Any Choice left?

Amilal Bhat, India

1148-1200

**Future Directions in Hypospadias Management**

Tarkan Soygur, Türkiye

1200-1230

**Discussion**

**MC-06: Master Class: Technical and Technological Advances in Renal Transplantation**

Room: Rumeli LL3

**Co-Chairs:** Vikas Jain, India / Mireia Musquera, Spain



1100-1110

**Advances in Organ Preservation & Transportation**

Mireia Musquera, Spain

1110-1120

**Laparoscopic & Robotic-Assisted Recipient Surgery - Technical Advancements**

Samit Chaturvedi, India

1120-1130

**Robotic Renal Transplantation - What is its Current Status and is it the way Forward?**

T A Kishore, India

1130-1140

**Machine Perfusion in Renal Transplantation: Current Status and Future prospects**

Abhijit Patil, India

1140-1150

**Renal Transplantation in Multi-vessel Donor - Options**

Vikas Jain, India

1150-1200

**Upside Down Renal Transplantation - An Overview**

Anant Kumar, India

1200-1230

**Discussion**

**MV-05: Master Video: Complex Ureteric Reconstruction**

Room: Hisar

**Co-Chairs:** Husain Alenezi, Kuwait / Abhishek Singh, India



1100-1110

**BMG Ureteroplasty**

Abhishek Singh, India

1110-1120

**Robotic Boari Flap Reconstruction**

Rabii Madi, United Arab Emirates

1120-1130

**Bilateral**

Abhishek Singh, India

1130-1140

**Robotic Ileal Replacement**

Ravimohan Mavuduru, India

1140-1150

**Segmental Replacement**

Husain Alenezi, Kuwait

1150-1200

**Role Of Anastamotic**

Amit Bhattu, United States

1200-1210

**Ureterocalycostomy**

Ravimohan Mavuduru, India

1210-1230

**Case Discussion**



1100-1230



## MV-06: Master Video: Single Port Surgery in Urology – Is it the Way Forward

Room: Rumeli LL9

Co-Chairs: Jihad Kaouk, United States / Richard Link, United States

1100-1115

### Is Single Port Robotic Surgery Set to Replace its Multiport Counterpart ?

Richard Link, United States

1115-1130

### Single Port Gender Reassignment Surgery : Is it a Reality

Maurice Garcia, United States

1130-1145

### SP Transvesical Prostatectomy: A Novel Approach

Jihad Kaouk, United States

1145-1200

### SP Retroperitoneal Partial Nephrectomy

Jihad Kaouk, United States

1150-1230

### Discussion

1100-1300



## SYMP-18: International Society of Reconstructive Urology (ISORU) Symposium

Room: Rumeli LL5

Co-Chairs: Pankaj Joshi, India / Sanjay Kulkarni, India / Anthony Mundy, United Kingdom

### Learning Objectives:

At the end of this session, attendees should:

- Understand the tips and tricks of management of pelvic fracture urethral injury.
- Understand management of rectourethral fistula and post radiation strictures
- Be able to evaluate incontinence in complex situations and learn management options
- Understand from semi live videos, challenges of various reconstructive urology procedures .
- Help provide solid literature based on the best scientific level of evidence and use this knowledge to serve our patients' healthcare needs

### Session I: How Do I Do It?

1100-1110

#### PFUI Urethroplasty

Sanjay Kulkarni, India

1110-1120

#### Redo Urethroplasty

Anthony Mundy, United Kingdom

1120-1130

#### Transgender Surgery - Optimising Results

Rajveer Purohit, United States

1130-1140

#### Q&A

### Session II: Prosthesis - Talks

1140-1147

#### Incontinence in PFUI

Paksi Satyagraha, Indonesia

1147-1154

#### Troubleshooting AUS

1154-1201

#### ED and Congenital Disorders

Gunter De Win, Belgium and UK

### Session III: Semi Live

1201-1208

**NTBU**

Anthony Mundy, United Kingdom

1208-1215

**Penile Transplant**

André van der Merwe, South Africa

1215-1222

**Perineal Urethrostomy**

1222-1229

**Female Urethral Diverticulum**

1229-1236

**Supracrural Rerouting**

Seiichi Fuziwara Ruiz, Mexico

1236-1243

**Peyronie's Disease**

Pankaj Joshi, India

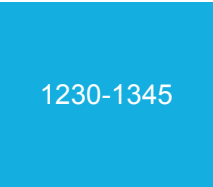
1243-1250

**Female Urethroplasty**

Shailesh Shah, India

1250-1300

**Q&A**



**SYMP-19: Luncheon Symposium: Innovations in BPH Treatment: From Clinical Data to Patient Care**



Room: Rumeli

Ballroom B2

**Chair:** Neil Barber, United Kingdom

**Speakers:** Ka Lun Lo, China / Jörg Rassler, Germany / Silvia Secco, Italy

**Learning Objectives:**

At the end of this symposium, participants should be able to:

- Recognize the importance of novel MISTs and enucleation techniques for the management of patients with BPH.
- Describe new devices, techniques, and procedures available for the treatment of BPH.
- Recall the efficacy and safety data supporting the use of new technologies for BPH treatment.
- Apply knowledge from clinical studies to the management of patients with BPH in daily clinical practice.

1230-1235

**Welcome and Introductions**

Neil Barber, United Kingdom

1235-1255

**Nitinol Devices**

Silvia Secco, Italy

1255-1315

**Bipolar Plasma Enucleation**

Jörg Rassler, Germany

1315-1335

**Thulium Fiber Laser Enucleation**

Ka Lun Lo, China

1335-1345

**Summary and Q&A with the audience**



**Networking Lunch**

Room: Exhibit Hall

1300-1600



## **SYMP-20: Creating Awareness on Traditional and Complementary Medicine and Its Benefits with an Integrative Approach at Urology**

Room: Topkapi B

Co-Chair: Ahmet Yaser Müslümanoğlu, Türkiye

**Aim and Objective:** The aim of this course is to create an awareness at urologist all around the world on Traditional and Complementary Medicine, how it is used at Urology.

Attendees will understand basic elements of Traditional and Complementary medicine and its subgroups, understanding of integrative approach to Urology patients, learn a new way of listening to patients as a whole human with body and soul, see some of the application techniques, learn benefits and potential side effects, learn how to choose suitable patient for Traditional and Complementary applications.

1300-1310

### **Introduction to Traditional and Complementary Medicine and Integrative Approach**

Ahmet Yaser Müslümanoğlu, Türkiye

1315-1410

### **Evidence Based Acupuncture, Cupping and Moxibustion at Urology with Real Life Experience**

Mustafa Ciftci

1410-1440

### **Evidence Based Phytotherapy (Herbal Medicine) at Urology with Real Life Experience**

Kanat Tayfun, Türkiye

1440-1530

### **Evidence Based Ozone Therapy and Hypnosys at Urology with Real Life Experience**

Oguzhan Gunduz

1530-1600

### **Evidence Based Homeopathy at Urology with Real Life Experience**

Altunay Ağaoğlu, Türkiye

## **B2B: Bench-to-Bedside Uro-Oncology: GU Cancers Triad Meeting - Prostate Cancer**



Room: Rumeli

Ballroom B1

Co-Chairs: Peter Black, Canada / Sarah Psutka, United States / Simon Tanguay, Canada / Derya Tilki, Germany

For more information on the B2B, visit <https://www.siu-urology.org/congress-2023/bench-to-bedside>.

### **Prostate Cancer**

Moderator: Derya Tilki, Germany

1320-1335

### **Intraoperative Frozen Section During Radical Prostatectomy**

Tank Esen, Türkiye

1335-1350

### **Improving Prostatectomy Outcomes: Continence and Beyond**

Kirsten Greene, United States

1350-1400

### **Stockholm3 Test for Detection of Localized Prostate Cancer**

Derya Tilki, Germany

1400-1420

### **Biomarkers in Metastatic Prostate Cancer**

Himisha Beltran, United States

1420-1445

### **Debate: PARP inhibitor combinations - for all or biomarker-dependent?**

Moderator: Derya Tilki, Germany

Sevil Bavbek, Türkiye

Yüksel Ürün, Türkiye

1320-1550



1445-1500

**Next Generation AR Pathway Inhibitors**

Martin Gleave, Canada

1500-1515

**Clinical Trials Update: Prostate Cancer Radiotherapy Trials**

Uğur Selek, Türkiye

**GU Cancers Talk**

1515-1535

**CAR-T Cell Therapy in GU Cancers**

Tian Zhang, United States

1535-1550

**Coffee Break**

**SYMP-21: International Society of Sexual Medicine (ISSM) Symposium**



1330-1630

Room: Marmara

**Co-Chairs:** Gerald Brock, Canada / Kwangsung Park, South Korea

**Panelists:** Gajanan Shripad Bhat, India / Serkan Deveci, Türkiye / Ates Kadioğlu, Türkiye / Mohit Khera, United States / Levant Peskircioglu, Türkiye

1330-1340

**Welcome**

Gerald Brock, Canada

1340-1425

**First Case**

**Aging Male With Supportive Partner With Low T and ED**

Kwangsung Park, South Korea

**Guideline Information on T in the Elderly**

Mohit Khera, United States

**Data on Elderly Male Health**

Kwangsung Park, South Korea

**Issues Related to Elderly Couples in India**

Gajanan Shripad Bhat, India

**Open Panel and Audience Discussion**

1425-1510

**Second Case**

**A Male Aged 55 is Diagnosed With Prostate Cancer**

Gerald Brock, Canada

**Management in Türkiye**

Serkan Deveci, Türkiye

**Data on the Use of Testosterone in This Population**

Mohit Khera, United States

**Open Panel and Audience Discussion**

1510-1520

**Health Break**

1520-1550

**Third Case**

**Peyronie's Disease**

Gerald Brock, Canada

**Literature and Approach**

Levant Peskircioglu, Türkiye

## My Approach to the Management of Peyronie's Disease

Ates Kadioğlu, Türkiye

### Open Panel and Audience Discussion

1550-1620

### Fourth Case

#### Man Who Presents With Internet-based Information About Regenerative Therapies

Kwangsung Park, South Korea

#### SWT, PRP and Stem Cell Therapy

Gerald Brock, Canada

### Open Panel and Audience Discussion

1620-1630

### Summary

Gerald Brock, Canada  
Kwangsung Park, South Korea

## CO-05: Controversies in Urology: Advances in Robotic Technology and Techniques in Urology



1345-1515

Room: Hisar

Co-Chairs: Ashwin Sridhar, United Kingdom / Theodoros Tokas, Greece

1345-1355

### Artificial Intelligence and Machine Learning in Robotics - How Far have we Reached?

Kostas Dimitropoulos, United Kingdom

1355-1405

### Augmented Reality and its Role in Robotic Surgery

A. Erdem Canda, Türkiye

1405-1415

### Telesurgery - Lessons Learnt and Future Directions

Gowtham Krishna Penmetsa, India

1415-1425

### Retzius Sparing Technique - Step by Step

Manal Kumar, United Kingdom

1425-1435

### Robotic Upper Tract Reconstruction with Grafts and Flaps

Syed Mohammed Ghouse, India

1435-1445

### Robotic Neo Bladder Construction - How I Do It

Swapan Sood, India

1445-1455

### Robotic RPLND for Bulky Nodes - Tips and Tricks

Andre Berger, Brazil

1455-1515

### Discussion and Q&A

## IC-08: Instructional Course: PCNL Tips/Tricks and Pitfalls: The DO's & DON'Ts



1345-1515

Room: Rumeli LL4

Chair: Athanasios (Thanos) Papatsoris, Greece

Co-Chair: Mohamad Moussa, Lebanon

PCNL is a very challenging gold standard minimal invasive operation with many tips, tricks and pitfalls to be aware of. New positions are utilized, puncture techniques have been standardized and mini PCNL is evolving in many countries. In this instructional course world experts that have more than 15 years of experience in PCNL will present in a simplified manner technical aspects not only with didactic presentations and videos but also with interaction with participants both beginners and experienced surgeons. The DOs and DON'Ts of this fascinating operation will be highlighted and discussed as well as other common clinical issues.

### Learning Objectives:

At the end of this session, attendees should be able to:

- Prepare a patient for a successful PCNL (e.g. order the right tests such as imaging, optimize patients with UTI or severe obesity, choose proper imaging and positioning, as select the best calyx to enter the PC, decide on the exact technique of puncture, access, dilatation)).
- Learn the exact steps of standard and mini PCNL in a simplified way.
- Prevent nightmare complications and how understand to manage them promptly.
- Improve their basic Endourology skills and understand the basic tips/tricks and pitfalls of PCNL (the DO's & DON'ts))

1345-1355

#### **How to Optimize the Patients Pre-op (i.e. comorbidities, position, technique, instrumentation)**

Athanasios (Thanos) Papatsoris, Greece

1355-1400

#### **Q&A**

1400-1415

#### **How to Simply Puncture the Proper Calyx and Dilate the Access**

Abdullatif Al-Terki, Kuwait

1415-1420

#### **Q&A**

1420-1435

#### **How to Efficiently Perform mini PCNL**

1435-1440

#### **Q&A**

1440-1500

#### **Intraoperative DO's & DON'Ts in Nightmare Cases: vote!**

Murtadha Almusafar, Iraq

1500-1510

#### **Q&A**

1510-1515

#### **Didactic Take Home Messages**

Mohamad Moussa, Lebanon

1345-1515



### **IS-09: Interactive Session: Female Sexual Dysfunction – Issues and Options**

Room: Rumeli LL3

**Co-Chairs:** Gajanan Shripad Bhat, India / Neelima Deshpande, United Kingdom / Arjun Nambiar, United Kingdom

1345-1357

#### **Prevalence and Causes of Female Sexual Dysfunction**

Sandrine Atallah, Lebanon

1357-1409

#### **Clinical Assessment of Female Sexual Dysfunction**

Selcen Bahadir, Türkiye

1409-1421

#### **Hypoactive Female Sexual Desire Disorder**

Selcen Bahadir, Türkiye

1421-1433

#### **Menopause and Sexuality**

Neelima Deshpande, United Kingdom

1433-1445

#### **Overcoming Frigidity**

Neelima Deshpande, United Kingdom

1445-1515

#### **Discussion**

1345-1515



### **IS-10: Interactive Session: Women in Global Urology - Breaking Barriers**

LL1

**Co-Chairs:** Elisa Berdondini, Italy / Jean McDonald, United Kingdom



Room: Rumeli

1345-1354 **How do you address gender bias and discrimination in the workplace?**

Medina Ndoye, Senegal

1354-1403 **What Can We Do to Make Urology More Inclusive and Diverse?**

Evelyn Mmapula Moshokoa, South Africa

1403-1412 **Balancing Work-life Balance as a Female Urologist**

Kymora Scotland, United States

1413-1422 **Challenges of Leadership Positions in a Male-dominated Field**

Silvia Secco, Italy

1422-1431 **How to be a Successful Female Urology Researcher?**

Mehwash Nadeem, United Kingdom

1431-1440 **Is the Gender Gap in Urology Narrowing?**

Mireia Musquera, Spain

1440-1449 **Surgical Practise Patterns amongst Women in Urology**

Kinju Adhikari, Nepal/India

1449-1515 **Discussion and Q&A**

1345-1515



## **JS-02: Joint Session: SIU / Society of Genitourinary Reconstructive Surgeons (GURS) Symposium**

Room: Rumeli LL5

**Co-Chairs:** Marta Bizic, Serbia / Francisco E. Martins, Portugal

### **Learning Objectives**

At the end of this session, attendees should be able to:

- To understand and be aware of specific challenges and ongoing controversies of some urologic reconstructive surgical treatments that are employed in the best and effective management of complex patients.
- To recognize and identify these complex patients and outline the best pre-operative evaluation to ensure the highest treatment successful outcomes.
- To help provide the best scientific evidence based on solid international literature and use this knowledge to serve patients' healthcare needs.

1345-1347 **Introduction**

Francisco E. Martins, Portugal

1347-1407 **A. Debate: Management of Artificial Urinary Sphincter Failure in Patients With Fragile Urethra**

Moderators

Marta Bizic, Serbia

Farzana Cassim, South Africa

### **1. Reimplantation is Possible and Advisable**

Jaspreet S. Sandhu, United States

### **2. Urinary Diversion Should Be Recommended**

Henriette Veiby Holm, Norway

**Q&A**

1407-1434

**B. Debate: What's The Best Treatment for a Previously Failed 2-cm Long Penile Urethral Stricture**

Moderators

Evelyn Mmapula Moshokoa, South Africa

Shailesh Shah, India

**1. Endoluminal Approaches (Dilatation, DVIU, Optilume, Others)**

Rajveer Purohit, United States

**2. One-Stage Approaches (Ventral Grafting, Flaps)**

Andrey Bogdanov, Russia

**3. Staged Approaches**

Pankaj Joshi, India

**Q&A**

1434-1454

**C. Debate: Surgical Management of Post-radical Prostatectomy Patients with Simultaneous Urinary Incontinence and Erectile Dysfunction**

Moderators

Kuncoro Adi, Indonesia

Vladimir Kojovic, Serbia

Rajveer Purohit, United States

**1. Dual Synchronous AUS and IPP Implantation is preferable**

Pedro Oliveira, Portugal

**2. Staged Implantation Should Be Recommended**

Ignacio Moncada, Spain

**Q&A**

1454-1514

**D. Debate: Restoring Function in Patients Following Penile Cancer Amputation**

Moderators

Marta Bizic, Serbia

Frederik Claassen, South Africa

Maurice Garcia, United States

**1. Phalloplasty is better**

Giulio Garaffa, United Kingdom

**2. Penile Transplantation Should Be Offered Whenever Possible**

Miroslav Djordjevic, Serbia

**Q&A**

1514-1515

**Closing Remarks**

Marta Bizic, Serbia

**MP-04: Moderated Oral ePoster Session 04: Female Urology, Infections and Inflammatory Diseases and Minimally Invasive Surgery/Robotics**

Room: Rumeli LL9

Moderators: Arun Chawla, India / Sakineh Hajebrahimi, Iran

**MP-04.01 Association Between Sleep Duration and Urinary Incontinence: a Cross-Sectional Study**

Xingpeng Di, China

**MP-04.02 How Useful is Urodynamics After a Failed Sling Procedure ?**

1345-1515





*Cristian Persu, Romania*

**MP-04.03 Study of Complex Vesico-Vaginal Fistula**

*Yash Pamecha, India*

**MP-04.04 The Effect of Male and Female Factor Infertility on Women's Anxiety, Depression, Self-Esteem, Quality of Life and Sexual Function Parameters: a Prospective, Cross-Sectional Study From Turkey**

*Tuncay Toprak, Türkiye*

**MP-04.05 The Relationship Between Anogenital Distance and Female Sexual Life**

*Tuncay Toprak, Türkiye*

**MP-04.06 When Bladder and Brain Collide: is There a Gender Difference in Relationship of Urinary Incontinence, Chronic Depression and Anxiety?**

*Muhammed Dasdelen, Türkiye*

**MP-04.07 Complex Reconstructive Surgery in Genitourinary Tuberculosis: Multicentric Experience**

*NEERAJ AGRAWAL, India*

*RESCHEDULED TO MP-01 - Thursday, October 12 - 1345-1515*

**MP-04.08 Efficacy of Tadalafil in Chronic Prostatitis/chronic Pelvic Pain Syndrome(CP/CPPS)**

*Bekir Aras, Türkiye*

**MP-04.09 Intravesical Platelet-Rich Plasma Injections for Recurrent Lower Urinary Tract Infections**

*Natalia Galkina, Russian Federation*

**MP-04.10 Comparing Different Pneumoperitoneum Pressures with Cytokine Analysis to Evaluate Clinical Outcomes in Patients Undergoing Robotic-Assisted Laparoscopic Radical Cystectomy and Intra-Corporeal Robotic Urinary Diversion.**

*Mohamed Ibrahim, United Kingdom*

**MP-04.11 Comparing the Outcomes of Papillary and Non-Papillary Access in Percutaneous Nephrolithotomy**

*Behzad Narouie, Iran, Islamic Rep.*

**MP-04.12 Feasibility of Multi-Section Continuum Robotic Ureteroscope in the Kidney**

*Satoshi Kobayashi, Japan*

**MP-04.13 Hood Technique vs Standard Technique in Robot-Assisted Radical Prostatectomy: a Comparative Analysis of Early Functional Outcomes.**

*mohammed Shahait, United Arab Emirates*

**MP-04.14 Indocyanine Green-Marked Fluorescence-Guided Off-Clamp versus Intraoperative Ultrasound-Guided on-Clamp Robot-Assisted Partial Nephrectomy**

*Davide Perri, Italy*

**MP-04.15 Initial Learning Curve of Robotic Radical Prostatectomy in an Expert Laparoscopic Surgeon without Mentoring**

*Cosimo De Nunzio, Italy*

**MP-04.16 Laparoscopic Extended Pyelolithotomy for Staghorn Stones in Congenital Malrotation Double Collecting Kidney: a Rare Case**

*Mega Manurung, Indonesia*

**MP-04.17 Outcomes of Robot-Assisted Buccal Mucosa Graft Ureteroplasty with the Assistance of Intraoperative Flexible Ureteroscopy and Indocyanine-Green Fluorescence**

*Davide Perri, Italy*

**MP-04.18 Predictors of Abdominal Adhesions Before Abdominal Surgery: Development of a Clinical Nomogram**

*Cosimo De Nunzio, Italy*

**MP-04.19 Role of Inflammatory Markers and Frailty Index as Predictors of Adverse Pathological Stage and Complications in Patients Undergoing Radical Cystectomy for Bladder Cancer: a Multicenter Analysis**

*Cosimo De Nunzio, Italy*

**MP-04.20 The Application of Robot-Assisted Single-Port Laparoscopy in Urology and Andrology (Report of 480 Cases)**

*Qingyi Zhu, China*

**MP-04.21 The Learning Curve of Robotic-Assisted Transperineal MRI/US Fusion-Guided Prostate Biopsy**

*Christian Wetterauer, Switzerland*

**MP-09.24 A Triple-Blind Placebo-Controlled Clinical Trial to Assess 4-Week Safety and Efficacy of Trosipium Chloride, and Solifenacin in Stroke Induced Neurogenic Lower Urinary Tract Dysfunction**

*Sakineh Hajebrahimi, Iran*



## **MP-05: Moderated Oral ePoster Session 05: Basic Science - Benign Diseases and Stones - Surgical Treatment**

Room: Rumeli LL12

Moderators: Prasant Pattnaik, India / Amitabh Sinha, India

### **MP-05.01 Convert Human Foreskin Fibroblasts Into Leydig-Like Cells by Small Molecule Compounds**

*Jie Sun, China*

### **MP-05.02 7.5fr vs 9.2fr Single Use Ureteroscope in Lowering Intrarenal Pressure and Improving Irrigation Flow: an in Vitro Study**

*Linhu Liu, China*

### **MP-05.03 A Proposed Mathematical Model to Help Preoperative Planning Between RIRS and MiniPerc for Renal Stones Between 10 and 20 Mm Using Holmium:Yag Laser (Cyber Ho): the Stone Management According to Size-Hardness (Smash) Score**

*Davide Perri, Italy*

### **MP-05.04 A Randomized Controlled Trial Comparing Infectious Complications Using Mini Perc with and without Suction for Renal Stones Less than 3 Cm in Size**

*Abhishek Singh, India*

### **MP-05.05 Clinical Efficiency of Thulium Fiber Laser for RIRS in Large Volume Stones (15-25 Mm) - a Multicentric Experience**

*Abhishek Singh, India*

### **MP-05.06 Comparison of Mini PCNL versus Super-Mini PCNL: a Prospective Randomised Controlled Study**

*Farzona Tursunova, Russian Federation*

### **MP-05.07 Complications and Outcomes of Laser Ureterolithotripsy for Ureteric Stones: a Multicentre Analysis of Risk Factors**

*Cosimo De Nunzio, Italy*

### **MP-05.08 Does the Novel Thulium Fiber Laser Have a High Risk of Urothelial Thermal Injury, Serial Clinic Study About 100 RIRS Cases ?**

*Mouad Nouri, Morocco*

### **MP-05.09 Effect of Virtual Reality on Kidney Cavity Spatial Perception by Junior Urologists: a Feasibility Study**

*Ali Talyshinskii, Kazakhstan*

**MP-05.10 Evaluation of 1210 Patients Undergoing Retrograde Intrarenal Surgery (RIRS) for Kidney and Proximal Ureteral Stones at Our Clinic**

*Hasan Yakut, Türkiye*

**MP-05.11 Evaluation of Pneumoirs for the Treatment of Kidney Stones Associated to Kidney Anomalies or in Difficult Percutaneous Access**

*Davide Perri, Italy*

**MP-05.12 Mini PCNL versus RIRS for Renal Stones of 2-3 Cm: a Prospective Randomized Controlled Study**

*Farzona Tursunova, Russian Federation*

**MP-05.13 Predictive Parameters for Postoperative Infectious Complications in Retrograde Intrarenal Surgery**

*Emre Tokuc, Türkiye*

**MP-05.14 Prospective Randomised Controlled Trial to Compare Dusting versus Fragmentation Using Thulium Fiber Laser in Retrograde Intrarenal Surgery (RIRS)**

*Abhishek Singh, India*

**MP-05.15 Risk of Bleeding After RIRS versus MiniPerc in the Treatment of Renal Stones Between 10 and 20 Mm with the Fiber Dust Thulium Fiber Laser Generator: a Not so Different Safety Profile**

*Davide Perri, Italy*

**MP-05.16 Role of Mini PCNL in Management of Staghorn Calculus**

*Kamlesh Maurya, India*

*RESCHEDULED TO MP-01 - Thursday, October 12 - 1345-1515*

**MP-05.17 Safety and Efficacy of Ambulatory Tubeless Mini-Percutaneous Nephrolithotomy (Mini-PCNL) in the Management of 10-25-Millimeter Renal Calculi: a Retrospective Study**

*Loay Abbas, Canada*

**MP-05.18 Safety and Efficacy of Percutaneous Nephrolithotomy, Retrograde Intrarenal Surgery, and Extracorporeal Shock Wave Lithotripsy for Lower-Pole Renal Stones: a Systematic Review and Meta-Analysis**

*Abdullah Alanazi, Saudi Arabia*

**MP-05.19 The Effect of Smaller Residual Stones After Minimal Invasive Endourology Procedures for Renal Stones: Prospective Study.**

*NADEEM IQBAL, Pakistan*

**MP-05.20 The Relationship Between Metabolic Syndrome and Sepsis Following Percutaneous**

## Nephrolithotomy

Muhammet Dagasan, Türkiye

## MP-05.21 Thulium Fiber Laser vs. Holmium MOSES Laser in Flexible Ureteroscopy for the Management of Kidney Stones: Preliminary Single-Center Results

Loay Abbas, Canada

1345-1515



### INN-01: SIU Innovators

Room: Rumeli LL7

Co-Chairs: Patrick Hensley, United States / Gagan Prakash, India

#### Part 1- Artificial Intelligence for Urologists

##### Welcome and Introduction

##### Radiomics in Small Renal Mass Management

Teele Kuusk, United Kingdom

##### AI in Surgical Training

Giovanni Cacciamani, United States

##### AI in Bladder Cancer Pathology

Patrick Hensley, United States

##### Panel Discussion

#### Part 2- Rare Tumor Variants: Global Impact

##### Welcome and Introduction

##### Updates from the IBCG Global Society of Rare GU Tumors (GSRGT)

Gagan Prakash, India

##### Bladder Cancer Variant Histology

Divya Midha, India

##### Renal Cell Carcinoma Histologic Subtypes

Santosh Menon, India

##### Prostate Cancer Histologic Subtypes

Weranja Ranasinghe, Australia

##### Panel Discussion

1515-1545



### Break

Room: Exhibit Hall

1545-1715



### HT-05: Hot Topic: Navigating the Challenges of Surgical Complications in Urology

Room: Hisar

Co-Chairs: Anurag Golash, United Kingdom / Rajeev Sood, India

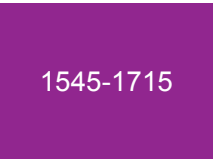
#### Troubleshooting in robotic surgery for complex urological procedures

Anant Kumar, India

#### Strategies for Reducing the Risk of Surgical Complications in Endourology

Zeeshan Aslam, United Kingdom

1605-1615	<b>Teamwork and Communication Strategies - vital for patient safety and outcomes</b> Tohid MS Hossain, Bangladesh
1615-1625	<b>How to Navigate Learning Curve in Advanced Laparoscopic/Robotic Procedures?</b> Anurag Golash, United Kingdom
1625-1635	<b>DIY Simulators</b> Mohammed Lezrek, Morocco
1635-1645	<b>Advances in technology - is it changing the landscape of Urological science and education</b> Rajeev Sood, India
1645-1715	<b>Discussion, Expert Comments and Q&amp;A</b>



**IC-09: Instructional Course: Female Urethral Reconstruction in Benign Pathology**



Room: Rumeli

LL1  
Chair: Francisco E. Martins, Portugal

Benign pathology of the female urethra is less prevalent, under-reported and poorly understood. The objective is to discuss and teach the diverse group of international audience the basics of and current management concepts of these pathologies of the female urethra. Female urethroplasty has a better success rate than endoluminal procedures such as urethral dilatation and urethrotomy and should be adopted as standard of care. Many urologists are still unaware of the easy and reproducible procedure(s) of female urethroplasty. There are no guidelines for treatment of simple and complex female urethral conditions, and urologists should be familiar with them.

**Learning Objectives:**

At the end of this session, attendees should:

- Understand the less known facts about the benign pathologies of the female urethra .
- Know the diagnostic workup of Female Urethral Stricture Disease.
- Be familiar with the various techniques of Female Urethroplasty.
- Learn about Neourethral Formation in the Female Transgender.

1545-1550	<b>Introduction</b> Francisco E. Martins, Portugal
1550-1602	<b>Female Urethral Stricture</b> Rajiv Kore, India
1602-1614	<b>Urethral Diverticula</b> Henriette Veiby Holm, Norway
1614-1626	<b>Genitourinary Fistula</b> Igor Vaz, Mozambique
1626-1638	<b>Neourethral Formation in Transwomen</b> Marta Bizic, Serbia
1638-1650	<b>PFUI and Complex Urethral Injuries</b> Ganesh Gopalakrishnan, India
1650-1710	<b>Q&amp;A</b>
1710-1715	<b>Conclusion and Take-home Messages</b>

1545-1715



## IS-11: Interactive Session: Revisiting the role of ESWL in Urolithiasis

Room: Rumeli LL9

Co-Chairs: Kah Ann Git, Malaysia / Joe Philip, United Kingdom

### Learning Objectives:

At the end of this session, attendees should be able to:

- Evaluate comparative success of stone treatment modalities.
- Discuss ESWL technology features and innovations that have improved stone fragmentation and clearance rates
- Explore approaches to treating large, multiple, or anatomically challenging kidney stones.
- Understand patient safety, patient reported outcomes and quality of life measures in ESWL treatment.
- Explore future directions and advancements in Lithotripter technology; including integration of ESWL with other treatment modalities.

By focusing on these learning objectives, conference attendees will gain a comprehensive understanding of the efficacy, safety, technological advancements, complications management, patient outcomes, and future directions of ESWL in comparison to other treatment options in stone disease.

1545-1555

### **Comparing the efficacy and safety of ESWL with other minimally invasive and surgical treatments**

Leonardo O. Reis, Brazil

1555-1605

### **Advances in ESWL Technology and its Impact on Patient Outcomes**

Nkemdilim Okonji, Nigeria

1605-1615

### **Managing Complications of ESWL and Improving Patient Safety**

Rahul Gupta, India

1615-1625

### **The Role of ESWL in the Management of Complex Kidney Stones**

Joe Philip, United Kingdom

1625-1635

### **The Impact of ESWL on Patient Quality of Life and Satisfaction**

Rickaz Raheem, United Kingdom

1635-1645

### **Evaluating the Current Status of ESWL and its Future Directions.**

Mazhar Sheikh, United Kingdom

1645-1715

### **Discussion and Q&A**

1545-1715



## MV-07: Master Video: Managing Priapism – Tips and Tricks

Room: Rumeli LL5

Co-Chairs: Ganesh Kamath, India / Vaibhav Modgil, United Kingdom

1545-1555

### **T shunt + Tunneling for Priapism - Step by Step**

Peter Grice, United Kingdom

1555-1605

### **Barry Shunt in Stuttering Priapism**

Peter Grice, United Kingdom

1605-1615

### **AI Ghorab Shunt**

Odunayo Kalejaiye, United Kingdom

1615-1625

### **Cavernoso Bulbar Shunt**

Odunayo Kalejaiye, United Kingdom

1625-1635

**Penile Implant in Priapism**

Vineet Malhotra, India

1635-1645

**Peno-scrotal Decompression in Refractory Ischemic Priapism**

Theodora Stasinou, United Kingdom

1645-1715

**Discussion and expert comments**

**MP-06: Moderated Oral ePoster Session 06: Infertility, Sexual Dysfunction and Voiding Dysfunction**



1545-1715

Room: Rumeli LL7

Moderators: Arun Chawla, India / Mehwash Nadeem, United Kingdom

**MP-06.18 In Vivo Transfection of Crisprcas9 Targeting Matrix Metalloproteinase-9 Improves Bladder Function in Prediabetic Female Tallyho Mice**

*Lysanne Campeau, Canada*

**MP-06.20 Natriuretic Peptides in the Secretion of Neurotrophins From Rat Bladder Cells**

*Lysanne Campeau, Canada*

**MP-06.01 Probiotics Are More Effective than Antioxidants in Improving Semen Parameters in Men with Idiopathic Oligoasthenoteratospermia: a Randomized Clinical Trial**

*Farshad Gholipour, Iran, Islamic Rep.*

**MP-06.02 Role of Oxysterols in Seminal Pathophysiology: Evaluation in Oligoasthenoteratozoospermic Patients.**

*Antonio Luigi Pastore, Italy*

**MP-06.03 Shear Wave Elastography in Varicocele Patients with Oligo-Asthenoteratozoospermia: Prospective Study to Investigate Correlation with Semen Parameters and Histological Findings**

*Antonio Luigi Pastore, Italy*

**MP-06.04 Role of Shear Wave Elastography in Distinguishing Vasculogenic and Non-Vasculogenic Erectile Dysfunction**

*Aditya Sharma, India*

**MP-06.05 Ejaculation-Sparing Enucleation of the Prostate with Thulium:Yag Laser (Es-ThuLEP) versus Thulium Fiber Laser (Es-Tflep): Outcomes on Sexual Function**

*Davide Perri, Italy*

**MP-06.06 Long Term Follow-up Outcomes of Pelvic Floor Rehabilitation in Subjects Suffering From Lifelong Premature Ejaculation: Retrospective Multicentre Study.**

*Antonio Luigi Pastore, Italy*



**MP-06.07 Selective Minimally Invasive Cryoablation Penile Nerves as a Treatment for Premature Ejaculation**

*Yakov Mirkin, Russian Federation*

**MP-06.08 Sexual and Functional Outcomes of Prostate Artery Embolisation: a Prospective Long-Term Follow-up, Large Cohort Study**

*Antonio Luigi Pastore, Italy*

**MP-06.09 Surgical Weight-Loss Treatment May Improve Male Erectile Function: a Prospective, Single-Arm, Self-Controlled Clinical Study of Nptr to Assess the Effect of Bariatric Surgery on Erectile Function in Men with Obesity (with 80 Cases)**

*SHANHUA MAO, China*

**MP-06.10 Could Detrusor After Contraction or Prolonged Contraction Be Indicator of Detrusor Overactivity in Adults ?**

*Mesut Şengül, Türkiye*

**MP-06.11 Deterioration of Urodynamics in Spina Bifida Patients**

*Mariam Malallah, Kuwait*

**MP-06.12 Development of an Innovative Visual Aid for Self-Catheterisation for Female Patients**

*ASHISH RAWANDALE-PATIL, India*

**MP-06.13 Does Early Introduction of Self Intermittent Catheterization Improve Functional Outcomes and Urinary Infection in Orthotopic Ileal Neobladder? Results From a Prospective Multicentre Study**

*Antonio Luigi Pastore, Italy*

**MP-06.14 Efficacy and Safety of Dorsal Onlay Labia Minora Graft for Treatment of Female Urethral Stricture: Long Term Follow-Up**

*Mesut Şengül, Türkiye*

**MP-06.15 Efficacy and Safety of Intravesical Onabotulinuma Injection in the Treatment of Refractory Overactive Bladder: a Retrospective Evaluation of 1001 Injections**

*Mesut Şengül, Türkiye*

**MP-06.16 Efficacy and Safety of Variable Frequency Stimulation versus Constant Frequency Stimulation in Sacral Neuromodulation for Refractory Lower Urinary Tract Dysfunction: a Multicenter, Prospective, Randomized, Double-Blind, Crossover Study in China**

*Lingfeng Meng, China*

**MP-06.17 Expression of Odd-Skipped Related 1 in Bladder Dysfunction From Spinal Cord Injury**

Carlos Alonso, Canada

**MP-06.19 Invasive Urodynamics in Patients with Refractory Overactive Bladder: a Modified Delphi Consensus.**

*COSIMO DE NUNZIO, Italy*

**MP-06.21 Percutaneous Tibial Nerve Stimulation in Children with Lower Urinary Tract Dysfunctions: a Literature Review**

*Mariam Malallah, Kuwait*

**MP-06.22 The Relationship Between Urinary Incontinence, Osteoarthritis and Musculoskeletal System Disorders - Outcome From a National Health Survey in Türkiye**

*Nursanem CELIK, Türkiye*

1545-1715



**MP-07: Moderated Oral ePoster Session 07: Penis/Testis: Benign Disease, Reconstruction, Renal Transplantation and Trauma**

Room: Rumeli LL12

Moderators: Pawan R Chalise, Nepal / RM Meyyappan, India

**MP-07.01 Igg4 Related Disease of Testis Masquerading as Testicular Mass : Case Report**

*Siddharth Jain, India*

**MP-07.02 Peritoneal Cavity Access & Canal Creation Using Percutaneous Nephrolithotomy Guide & Dilator During Laparoscopic Orchidopexy -a Novel Technique**

*Harvinder Singh, India*

**MP-07.03 Role of Papaverine in Salvaging Torsion Testis: an Innovative Study**

*Girish Sharma, India*

**MP-07.04 A Prospective Analysis of Prevalence of Low Serum Testosterone in Men with Urethral Stricture and Its Effects on Short-Term Urethroplasty Outcome**

*Apul Goel, India*

**MP-07.05 Cadaveric Penile Dissection and Its Role in Live Donor Penile Transplantation: a Preliminary Results**

*Miroslav Djordjevic, Serbia*

**MP-07.06 Comparison of Methods of Intestinal Ureteral Repair in an Experimental Model**

*Sergey Kotov, Russian Federation*

**MP-07.07 Effectiveness and Outcomes of Ambulatory Buccal Mucosal Graft Urethroplasty in Elderly Patients**

*Hazem Elmansy, Canada*

**MP-07.08 Ileoplasty Using the Young-Monty Technique. Literature Review, Results of an Experimental Study and a Clinical Case.**

*Sergey Kotov, Russian Federation*

**MP-07.09 Long Term Follow-up Results of Primary Endoscopic Realignment in Urethral Ruptures**

*Mesut Şengül, Türkiye*

**MP-07.10 Malleable and Inflatable Zsi Penile Prosthesis Insertion in Musculocutaneous Latissimus Dorsi Free Flap Phalloplasty: Preliminary Study**

*Marko Bencic, Serbia*

**MP-07.11 Penectomy - the Necessity in Transfemale Gender Affirmation Surgeries**

*Marta Bizic, Serbia*

**MP-07.12 Raman Spectroscopy Based Noninvasive Approach for Evaluation of Oral Mucosa for Urethral Reconstruction**

*RAJIV KORE, India*

**MP-07.13 The Optilume® Drug Coated Balloon for Recurrent Anterior Urethral Strictures: Robust Iii Study 3-Year Results**

*Sean Elliott, United States*

**MP-07.14 Urethral Reconstruction Combined with Total Musculocutaneous Latissimus Dorsi Phalloplasty**

*Marko Bencic, Serbia*

**MP-07.15 Vaginal Remnants After Transmasculine Gender Affirmation Surgery**

*Marta Bizic, Serbia*

**MP-07.16 Living Donor Renal Transplantation After Ex Vivo Partial Nephrectomy for Incidentally Detected Small Renal Mass: a Case Series**

*karandeep Guleria, India*

**MP-07.17 Ta 30 Stapler Provides Longer Renal Vein Length than Hem-O-Lok Clip Application in Right Laparoscopic Living Donor Nephrectomy**

*Karandeep Guleria, India*

**MP-07.18 High-Grade Pediatric Renal Trauma: Presence of Contrast in the Ureter is Associated with Non-Intervention**

*Eric Kurzrock, United States*

**MP-07.19 Dismal Outcomes of Devastated Bladder Outlet with Prior Artificial Urinary Sphincter Implantation: when Heroic Measures Fail and Urinary Diversion is Indicated: a Multicenter Study**

*Liliya Tryfonyuk, Ukraine*

1545-1715



**SL-03: Semi-Live Surgery Interactive Session - Reconstructive Urology**

Room: Rumeli LL3

**Chair:** Jean de la Rosette, Türkiye

Moderators: Medina Ndoye, Senegal / Paksi Satyagraha, Indonesia / Ramon Virasoro, United States

1545-1600

**Ureteral Reconstruction**

Surgeon: Jyotsna Kulkarni, India

1600-1615

**Fistula Repair**

Surgeon: Igor Vaz, Mozambique

1615-1630

**Hypospadias Repair**

Michael Chua, Canada

1630-1645

**Urethral Bulking Agents**

Surgeon: Lysanne Campeau, Canada

1645-1715

**Roundtable Discussion**

1545-1745



**WS-03: Workshop: Lasers and MISTs in LUTS/BPH**

Room: Rumeli LL6

**Co-Chairs:** Ananda Dhanasekaran, United Kingdom / Dean Elterman, Canada

Faculty: Petros Tsafrakidis, Greece

**Programme Description:**

The workshop on **Lasers and MISTs in LUTS/BPH** will review BPH therapies for office-based treatments of LUTS/BPH, including but not limited to iTind™, Aquablation®, HoLEP, ThuFLEP, Rezūm™, and UroLift®. The hands-on course will provide practical applications of these technologies in terms of equipment, technical approach, and high-level review of clinical data. The faculty will provide first-hand practical instruction on best practices, including patient selection, technique selection, and tips and tricks. The faculty will provide international experience and evidenced-based summaries of the risks and benefits of these procedures to aid with patient counselling for informed consent. This will be a multi-sponsored training workshop.

**Learning Objectives:**

At the end of this workshop, participants should be able to:

- Understand the mechanism of action and technique for each BPH therapy.
- Select the most appropriate patient for each procedure type, based on patient and prostate characteristics.
- Know the clinical data supporting the use of each modality.
- Apply the best-practice technique for each modality, based on the literature and expert opinion.
- Recognize the challenges associated with each technique and perform appropriate troubleshooting.
- Practice tips and tricks provided by the experts for executing these novel BPH therapies.

1550-1700



**B2B: Bench-to-Bedside Uro-Oncology: GU Cancers Triad Meeting - Five Practice-Changing Advances on the Horizon**



Room: Rumeli

Ballroom B1

**Co-Chairs:** Peter Black, Canada / Sarah Psutka, United States / Simon Tanguay, Canada / Derya Tilki, Germany

For more information on the B2B, visit <https://www.siu-urology.org/congress-2023/bench-to-bedside>.

**Five Practice-Changing Advances on the Horizon**

Moderator: Simon Tanguay, Canada

1550-1610

**Bladder Cancer**

Maria Carmen Mir, Spain

1610-1630

**Kidney Cancer**

Patrick Richard, Canada

1630-1650

**Prostate Cancer**

Kirsten Greene, United States

1650-1700

**Closing Remarks**

Peter Black, Canada  
Simon Tanguay, Canada

1730-1815



**SS-02: Studio Session: Bench-to-Bedside Uro-Oncology: GU Cancers Triad Meeting - Experts Highlights**



Room: SIU@U

Studio, Exhibit Hall

Moderators: Peter Black, Canada / Simon Tanguay, Canada

Bladder Cancer

Panelist: Petros Grivas, United States

Kidney Cancer

Panelist: Christian Kollmannsberger, Canada

Prostate Cancer

Panelists

Tarik Esen, Türkiye  
Derya Tilki, Germany

# Saturday, October 14

 Session will be presented on the SIU@U App included with your congress registration.

0800-0930



## PL-03: Plenary 03

Room: Rumeli Ballroom B2

Honorary Co-Chairs: Stavros Gravas, Cyprus / Rajeev Kumar, India

### Welcome and Albert-Schweitzer Award Lecture Introduction

#### Albert-Schweitzer Award Lecture: Teaching Endoscopic Stone Surgery in Low-income Nations

Graham Watson, United Kingdom

#### European Association of Urology (EAU) Lecture: Equity, Diversity and Inclusion from the EAU Task Force Perspective

Maria Carmen Mir, Spain

#### American Urological Association (AUA) Lecture: Immunobiology of BCG Unresponsive Non-muscle Invasive Bladder Cancer

John Sfakianos, United States

#### Learning Objectives

At the end of this lecture, attendees should be able to:

- Understand the mechanism of response to BCG.
- Use novel technologies to better understand cellular interactions in the tumor microenvironment of BCG unresponsive tumors
- Identify novel immune checkpoint targets for BCG unresponsive tumors.

0846-0858

#### State of the Art Lecture: Training and Education in Robotic Urooncology – Current Status and Ways to Improve

Sudhir Rawal, India

0858-0910

#### Debate Introduction: Pelvic Lymphadenectomy (LND) in Bladder and Prostate Cancer followed by lecture: Extended LND in Muscle Invasive Bladder Cancer

Seth Lerner, United States

0910-0920

#### Extended vs Standard vs Limited/Targeted/No with RRP Focusing on RCTs Completed/Ongoing

Matthew Cooperberg, United States

0920-0925

#### FALCON: Gaining Consensus on Focal Therapy for Localized Prostate Cancer

Lara Rodriguez Sanchez, Spain

0925-0928

#### SIUJ Best Abstract Review Award Presentation

Peter Black, Canada

0928-0930

#### Closing Remarks

0800-1600



## NURS: 8th SIU Global Nurses' Educational Symposium

Room: Topkapi A

Co-Chairs: Amparo Gudrun Camacho, United States / Meryem YAVUZ van GIEBERSBERGEN, Türkiye

#### Symposium Objectives:

At the end of this session, attendees should be able to:

- Learn the diagnosis, staging and management of prostate cancer
- Define the new techniques in robotic and minimally invasive surgery in the treatment of prostate cancer
- Describe the nursing care of the patients undergoing minimally invasive procedures
- Examine the surgical and medical treatments for erectile dysfunction
- Review the evaluation and management of male infertility
- Discuss the nursing care of patients with sexual dysfunction and fertility concerns
- Appraise the advances in reconstructive surgery in transgender patients including urinary diversion and urethroplasty
- Consider the medical and surgical management of lower urinary tract symptoms
- Evaluate the nursing care for patients with urinary symptoms
- Describe the management of ostomies in patients with bladder cancer
- Assess the quality of life of patients with bladder cancer, an international overview
- Consider the nursing care of the patients with bladder cancer
- Define the care guidelines for the use of intermittent vs. indwelling Foley catheters
- Discuss the care of elderly patients with common urological problems
- Review the challenges and solutions for telehealth communications
- Appraise the challenges of running a prostate active surveillance clinic
- Describe the ERAS protocol and its impact in current surgical practice
- Learn how new nurses can be supported and motivated for advancement in their practices
- Evaluate the management of complex urinary tract infections
- Describe the diagnosis and the medical and surgical management of urinary stone disease.

0800-0805

**Welcome**

Amparo Gudrun Camacho, United States  
Meryem YAVUZ van GIERBERGEN, Türkiye

0805-0825

**Diagnosis, Staging and Management of Prostate Cancer**

Kirsten Greene, United States

0825-0845

**Novel Techniques in Robotic and Minimally Invasive Surgery**

Richard Link, United States

0845-0855

**Nursing Care in Robotic and Minimally Invasive Surgery**

Karin Demirci, Türkiye

0855-0900

**Questions**

0900-0920

**Surgical and Medical Treatment Options for Erectile Dysfunction**

Gajanan Shripad Bhat, India

0920-0930

**Nursing Care of Patients with Erectile Dysfunction/Infertility**

Öykü Kara, Türkiye

0930-0935

**Questions**

0935-0955

**Ostomy Management of Bladder Cancer Patients**

Vashti Livingston, United States

0955-1015

**Advances in Reconstructive Surgery including Transgender Surgery, Urinary Diversion and Urethroplasty**

Maurice Garcia, United States

1015-1035

**Assessment and Management of Male Infertility**

Rajeev Kumar, India

1035-1040

**Questions**

1040-1050 **Nursing Care for Patients with Urinary Symptoms**

Amparo Gudrun Camacho, United States

1050-1110 **Medical and Surgical Management of Lower Urinary Tract Dysfunction**

Jaspreet S. Sandhu, United States

1110-1125



**Break - including viewing of ePosters**

1125-1145 **Quality of Life of Bladder Cancer Patients: International Dimension**

Meryem YAVUZ van GIERBERGEN, Türkiye

1145-1155 **Nursing Care of the Patient with Bladder Cancer**

Askeri Çankaya, Türkiye

1155-1200 **Questions**

1200-1240 **Abstract Presentations**

Moderator: Amparo Gudrun Camacho, United States

1240-1320



**Break for Lunch**

1320-1335 **Guidelines for the Care of Indwelling Catheters in Adults**

Ezgi Seyhan Ak, Türkiye

1335-1350 **Guidelines for the Care of Clean Intermittent Catheters**

Yeliz Çulha, Türkiye

1350-1355 **Questions**

1355-1410 **Challenges of Caring for Older Adults throughout the Continuum, Interactive Panel Discussion**

Moderator: Vashti Livingston, United States

Kenny Xin Lin, United States

1410-1420 **Challenges and Solutions for Telehealth Options**

Eva Kajti, Türkiye

1420-1435 **Nurse Advanced Provider Biopsy and Active Surveillance Practice**

Kenny Xin Lin, United States

1435-1445 **ERAS Protocol**

Filiz Ögce Aktaş, Türkiye

1445-1455 **Supporting New Nurses**

Hülya Özkol Saygi, Türkiye

1455-1500 **Questions**

1500-1520 **Management of Complex Urinary Tract Infections**

Yigit Akin, Türkiye

1520-1540 **Describe the Imaging Evaluation and Medical and Surgical Therapy of Urinary Stone Disease**

Joe Philip, United Kingdom

1540-1550 **Nursing Care of Patients with J J-stent**

Sinem Eskidemir, Türkiye

1550-1555 **Questions**



1555-1600

**Closing Remarks and Invitation to SIU 2024 Nurses Symposium**

Amparo Gudrun Camacho, United States  
Meryem YAVUZ van GIERBERGEN, Türkiye

0930-1045



**Open House for Prospective Scholars & Training Centres**

Room: Hisar  
Chair: Pilar Laguna, Türkiye

**Part 1: Informational Session**

**Welcome and Introductions**

Pilar Laguna, Türkiye

**The First Affiliated Hospital, Zhejiang University (China)**

Li-Ping Xie, People's Republic of China

**UROKUL Pune (India)**

Sanjay Kulkarni, India

**Hospital del Trabajador (Chile)**

Reynaldo Gómez, Chile

**East Africa Kidney Institute (Kenya)**

Peter Mungai Ngugi, Kenya

**Nigeria (Past Scholar)**

Nasie Oyelowo, Nigeria

**India (Past Scholar)**

Jose Sujith, India

**Nigeria (Past-Scholar)**

Emmanuel Oyibo, Nigeria

0930-1000

1000-1045

0930-1100



**Part 2 – Networking Session - Mingle with Peers and Visit Training Centres' Stations**

**GAF-03: Global Andrology Forum Workshop: Management of Azoospermia – A Primer for the Urologist**

Room: Topkapi B  
Chair: Ates Kadioğlu, Türkiye  
Co-Chair: Vineet Malhotra, India

**Introduction to the Workshop**

Ates Kadioğlu, Türkiye

0930-0935

0935-0942

**Management of Azoospermia – What is New?**

Mohamed Arafa, Egypt

0942-0949

**Clinical Algorithms for Evaluation of Azoospermia**

Gian Maria Busetto, Italy

0949-0956

**Is There Still a Role for Reconstructive Surgery in Obstructive Azoospermia?**

Germar-Michael Pinggera, Austria

0956-1003

**Varicocele and Azoospermia**

Gokhan Çalik, Türkiye

1003-1010

**Is Hormone Therapy Useful in Men with Nonobstructive Azoospermia?**

Ballentin Balentine

1010-1017

**Approach to Surgical Sperm Retrieval in Men with NOA**

Giovanni Maria Colpi, Ticino

1017-1024

**Fresh Versus Frozen Sperm for ICSI: Does It Make a Difference**

Mirko Preto, Italy

1024-1031

**Management of Primary Hypogonadism in Men with NOA**

Tuncay Toprak, Türkiye

1031-1046

**Q&A**

Moderators

Ponco Birowo, Indonesia

Amarnath Rambhatla, United States

1046-1053

**Take Home Messages**

Mustafa Emre Bakircioglu, Türkiye

0930-1100



**HT-06: Hot Topics: Are we Abreast with Future Urotech?**

Room: Rumeli LL2

**Co-Chairs:** Belthangady Monu Zeeshan Hameed, India / Gokul Vignesh KandaSwamy, United Kingdom

0930-0940

**Role of 3D Printing in Complex Uro-Oncology Procedures**

Senol Tonyali, Türkiye

0940-0950

**Legal and Ethical considerations of AI in Urology**

Kinju Adhikari, Nepal/India

0950-1000

**AR/VR for Surgical Planning in Endourology and Uro-oncology**

Ali Talyshinskii, Russia

1000-1010

**GPT: Will this Generative AI impact Urology**

Kinju Adhikari, Nepal/India

1010-1020

**5G Technology and Remote Robotic Surgery**

Angus Luk, United Kingdom

1020-1030

**Technological Advancements in Lasers in Urology**

Rohit Joshi, India

1030-1100

**Discussion and Expert Comments**

0930-1100



**IC-10: Instructional Course: Novel BPH Therapies - Review of Technologies and Practical Instruction (iTind, Urolift, Rezum, Aquablation, Stents, AEEP)**

Room: Rumeli LL7

**Chair:** Dean Elterman, Canada

Recent advances in minimally invasive surgical procedures for BPH include UroLift, Rezum, iTind, and Aquablation. This 90 minute instructional course will focus on novel therapies and techniques for the treatment of BPH. The course will provide an overview of the technologies in terms of equipment, technical approach, and high-level review of clinical data. The faculty will provide first-hand practical instruction on best practices including patient selection, technique selection, and “tips and tricks”. The faculty will provide international experience and evidenced-based summaries of the risks and benefits of these procedures to aid with patient counselling for informed consent.

**Learning Objectives:**

At the end of this session, attendees should:

- Understand the mechanism of action and technique for each of the novel BPH therapies.
- Select the best patients for each procedure type based upon patient and prostate characteristics.
- Gain knowledge of the clinical data supporting the use of each modality and understand best-practice technique for each modality based upon the literature and expert opinion.
- Gain an appreciation for the challenges encountered and troubleshooting for each technology and appreciate the "tips & tricks" provided by the experts for performing these novel BPH therapies

**0930-0935**                      **Introduction to Novel BPH Therapies**

Dean Elterman, Canada

**0935-0942**                      **Anatomic Enucleation of the Prostate (AEEP)**

Kevin Zorn, Canada

**0942-0946**                      **Questions**

**0946-0953**                      **Aquablation**

Neil Barber, United Kingdom

**0953-0957**                      **Questions**

**0957-1004**                      **UroLift**

Silvia Secco, Italy

**1004-1008**                      **Questions**

**1008-1015**                      **Rezum**

Dean Elterman, Canada

**1015-1019**                      **Questions**

**1019-1026**                      **iTIND**

Silvia Secco, Italy

**1026-1030**                      **Questions**

**1030-1037**                      **Stents**

Dean Elterman, Canada

**1037-1041**                      **Questions**

**1041-1048**                      **Patient Selection**

Kevin Zorn, Canada

**1048-1052**                      **Questions**

**1052-1057**                      **Closing Remarks**

Dean Elterman, Canada

**0930-1100**                      **IC-11: Instructional Course: Transition from Transrectal to Transperineal Prostate Biopsy Under Local Anaesthesia in Your Clinic: A Crash Course**



**Room:** Rumeli LL5  
**Chair:** Peter Chiu, Hong Kong

Around the world, transrectal prostate biopsy is gradually being replaced by transperineal (TP) biopsy due to significantly less septic complications. However, traditional TP biopsy is usually done under general or spinal anaesthesia and is associated with higher anaesthetic risk and extra resources. TP biopsy under local anaesthesia (LA) has been proven to be well tolerated. This course focuses on the basics of TP biopsy under LA and the various means that we can perform systematic and MRI-guided TP biopsies. This serves to empower the participants to transform from TR to TP route of prostate biopsy under LA.

## Learning Objectives:

At the end of this session, attendees should:

- Understand the benefits of transperineal prostate biopsy.
- Acquire the principles of local anaesthesia in transperineal prostate biopsy .
- Understand the various ways and platforms to perform systematic and MRI-guided targeted transperineal prostate biopsy

0930-0935

### **Introduction**

Peter Chiu, Hong Kong

0935-0950

### **Why biopsy the prostate transperineally?**

Wayne Lam, Hong Kong

0950-1005

### **Techniques to Carry Out Peri-prostatic Anaesthetic Block to Perform Transperineal Prostate Biopsy**

Peter Chiu, Hong Kong

1005-1020

### **Transperineal Prostate Biopsy Using Co-axial Needle and Device-assistance**

Wayne Lam, Hong Kong

1020-1035

### **Transperineal Mri-ultrasound Fusion Targeted Prostate Biopsy: Cognitive vs Software-guided Platforms**

Peter Chiu, Hong Kong

1035-1100

### **Interaction Discussion on Tips and Tricks in Achieving a Perfect MRI-guided Transperineal Prostate Biopsy**

0930-1100



### **IS-12: Interactive Session: Challenges in the Management of Non-Muscle Invasive Bladder Urothelial Cancer**

Room: Rumeli LL9

Co-Chairs: Rakesh Heer, United Kingdom / Manish Patel, Australia

0930-0942

### **Risk Stratification in NMIBC**

Manuel Castanheira de Oliveira, Portugal

0942-0954

### **Optimizing TURBT (include en bloc, enhanced cystoscopy)**

Jeremy Yuen-Chun Teoh, Hong Kong

0954-1006

### **Managing High Risk NMIBC - BCG Naïve and Experienced**

Ashish M. Kamat, United States

1006-1018

### **Strategies to Mitigate BCG Shortage**

1018-1030

### **BCG Unresponsive NMIBC**

Sia Daneshmand, United States

1030-1100

### **Case Discussion**

Presenter: Rakesh Heer, United Kingdom

0930-1100



### **IS-13: Interactive Session: Cytoreductive Nephrectomy – Contemporary Management**

Room: Rumeli LL3

Co-Chairs: Sarah Psutka, United States / Brian Shuch, United States

0930-0942

### **What do Current Level I Evidence and Guidelines Support**

Axel Bex, United Kingdom

0942-0954

**Radical Nephrectomy - Goals and Surgical Approaches**

Maria Carmen Mir, Spain

0954-1006

**Should we be doing Lymph Node Dissections**

Manal Kumar, United Kingdom

1006-1018

**Risk/Benefit of Caval Thrombectomy**

Stephen Boorjian, United States

1018-1030

**Contraindications to Surgery Beyond Risk Stratification**

Vincenzo Ficarra, Italy

1030-1100

**Case-discussion**

0930-1100



**MC-07: Master Class: Issues and Approaches in the Management of Anterior Urethral Strictures**

Room: Rumeli LL12

**Co-Chairs:** Francisco E. Martins, Portugal / Paksi Satyagraha, Indonesia

0930-0942

**Endoscopic Management of Anterior Urethral Strictures - Current Status**

Paksi Satyagraha, Indonesia

0942-0954

**Buccal Mucosal Grafts in the Management of Anterior Urethral Strictures**

Seiichi Fuziwara Ruiz, Mexico

0954-1006

**Local Flaps in the Management of Anterior Urethral Strictures**

Francisco E. Martins, Portugal

1006-1018

**How to Tackle Radiation Induced Urethral Strictures?**

Ashish Pardeshi, India

1018-1030

**Challenges and Solutions for Recurrent Anterior Urethral Strictures**

Ramon Virasoro, United States

1030-1100

**Case Discussion**

Presenter: Hemant Kumar Goel, India

0930-1100



**MV-08: Master Video: Challenging Scenarios in Ureteroscopy – How to Approach**



Room: Rumeli

LL1

**Co-Chairs:** Tanuj Bhatia, India / Abhijit Patil, India

0930-0938

**URS in Post Urinary Diversion Cases**

Abhishek Singh, India

0938-946

**RIRS in Impacted Ureteric Stone**

Ranga Wickramarachchi, Sri Lanka

0946-0954

**URS in Patients with Multiple Kinks**

Rohit Joshi, India

0954-1002

**URS in Congenital Anomalous Kidneys**

Prasant Pattnaik, India

1002-1010

**URS in Scenarios of Transplant Kidney**

Abhijit Patil, India

1010-1018

**vURS in Giant Ureteric Calculus**

Abhijit Patil, India

1018-1026

**Controversies in Role of Ureteroscopy for Upper Tract Urothelial Carcinoma**

Teng Aik Ong, Malaysia

1026-1034

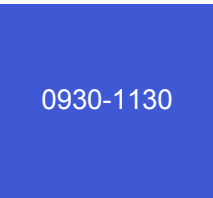
**Sheathless Uretero Renoscopy**

Omer Levent Tuncay, Türkiye

1034-1100

**Case Discussion**

Presenter: Tanuj Bhatia, India



0930-1130



**WS-04: Workshop: Transperineal and Fusion Prostate Biopsy - Advantages and Techniques**

Room: Rumeli LL6

**Co-Chairs:** Franck Bladou, France / Rajan Veeratterapillay, United Kingdom

**Faculty:** Matthew Cooperberg, United States / Petr Macek, France

**Programme Description:**

This workshop course will provide participants with an overview of the incorporation of MRI and advanced ultrasound imaging into the diagnostic evaluation of prostate cancer patients. Participants will be taken through different clinical scenarios to better understand the benefits and limitations of prostate MRI and the tips and tricks in transperineal ultrasound as well as contemporary techniques for performing MRI/ultrasound fusion targeted biopsies in the clinical practice. This workshop will include lectures, case discussions, and skills training. During the skills training session, participants will be separated into two groups to allow sufficient interaction with the equipment and lecturers.

**Learning Objectives:**

At the end of this session, the participants be able to:

- Recognize how to optimize prostate cancer detection by incorporating multi-parametric MRI and advanced ultrasound imaging into clinical practice.
- Evaluate techniques for performing transperineal prostate biopsy safely and effectively.
- Outline different techniques for performing MRI/ultrasound fusion and lesion targeting during transperineal biopsy.

**Part 1: Lectures**

0930-0935

**Introduction and Learning Objectives**

Franck Bladou, France  
Rajan Veeratterapillay, United Kingdom

0935-0945

**Transperineal Biopsy Setup and Video Demonstration**

Rajan Veeratterapillay, United Kingdom

0945-0955

**Role of MRI in Prostate Cancer Pathway**

Franck Bladou, France

**Part 2: Skills training and Case Discussions**

0955-1040

**Group 1: MRI Case Discussion**

0955-1040

**Group 2: Simulated transperineal biopsies with ultrasound/micro-ultrasound equipment**

1040-1125

**Group 1: Simulated transperineal biopsies with ultrasound/micro-ultrasound equipment**

1040-1125

**Group 2: MRI Case Discussion**

1125-1130

### Closing Remarks

Franck Bladou, France  
Rajan Veeratterapillay, United Kingdom

0930-1730



## TAU: 32nd Turkish Association of Urology (TAU) Meeting

Room: Rumeli Ballroom B2

### TURKISH ASSOCIATION OF UROLOGY / EURASIAN UROLOGY PLATFORM-7th

in collaboration with Turkish Andrology Society, Endourology Society, Eurasian Urooncology Society, Society of Urology Nurses

0930-0945

### Opening Ceremony

Co-Chairs  
Gökhan Atış, Türkiye  
Murat Çakan, Türkiye  
Ateş Kadioğlu, Türkiye  
Ayfer Özbaş, Türkiye  
Metin İshak Öztürk, Türkiye  
Ali İhsan Taşçı, Türkiye  
Volkan Tuğcu, Türkiye

### UROONCOLOGY SESSION

#### Prostate Cancer - 1

Moderators  
Khalid Al-Rumaihi, Qatar  
Turhan Çaşkurulu, Türkiye  
Ali İhsan Taşçı, Türkiye

0950-0958

#### Can Microultrasound Replace MRI in the Diagnosis and Staging of Prostate Cancer?

Rüştü Turkey

0958-1006

#### Risk Classification in Prostate Biopsy Decision

Sadik Görür

1006-1014

#### What is Role of MRI in Active Surveillance Strategies?

Bülent Akduman, Türkiye

1014-1044

#### Treatment Options in Intermediate-risk Prostate Cancer

##### Case Presentation

Murat Dursun, Türkiye

##### Active Surveillance

Cüneyt Özden

##### Focal Therapies

Volkan Tuğcu, Türkiye

##### Radical Prostatectomy

Eyüp Veli Küçük, Türkiye

##### Discussion

#### Prostate Cancer - 2

Moderators  
İlhan Geçit, Türkiye  
Fuad Guliyev

- 1044-1054 **Radical Prostatectomy and Metastasis-directed Therapy in the Management of Oligometastatic Prostate Cancer**  
Asif Yildirim, Türkiye
- 1054-1102 **Reasons for Increased Interest in the Perineal Approach to the Prostate: Comparative Analysis for Retropubic/Transabdominal/Perineal Approaches**  
Rahim Horuz, Türkiye
- Urothelial Cancer - 1**  
Moderators  
Selami Albayrak, Türkiye  
Hakki Perk  
Sedat Soyupek, Türkiye
- 1105-1113 **The Role of Multiparametric MRI in the Management of Bladder Cancer, From the Perspective of a Urologist**  
Ural Oğuz, Türkiye
- 1113-1121 **Do Advanced Imaging Methods (PDD, NBI, IMAGE 1S) Used in Cystoscopy Really Make a Difference?**  
Alper Ötünçtemur
- 1121-1129 **Is Radical Cystectomy the Standard or Overtreatment for Very High-risk Non-muscle-invasive Bladder Tumors?**  
Sakıp Erturhan, Türkiye
- 1129-1137 **The Role of FDG PET in Bladder Cancer and UTUC Staging**  
Barış Saylam, Turkey
- Urothelial Cancer - 2**
- 1145-1210 **Treatment Options in Focal pT2N0M0 Bladder Cancer**  
**Case Presentation**  
Meftun Çulpan, Türkiye  
**Radical Cystectomy +/- Neoadjuvant Chemotherapy**  
Faruk Özcan, Turkey  
**Partial Cystectomy**  
Selçuk Sahin, Türkiye  
**Trimodal Therapy**  
Yigit Akin, Türkiye  
**Discussion**  
**Kidney and Testicular Cancer**  
Moderators  
Tarek Abdelvahab  
Serkan Altinova, Türkiye  
Alper Bitkin, Türkiye
- 1210-1218 **Prognostic Factors in Renal Cell Cancer**  
Marko Vukovic
- 1218-1226 **Adjuvant Therapies in Locally Advanced and High-risk Renal Cancer**  
Oktay Akça, Turkey
- 1226-1234 **Cytoreductive Nephrectomy and Metastasis Directed Therapies in Renal Cancer**  
Fuat Kizilay, Türkiye



## ENDOUROLOGY SESSION

### Session 1

Moderators  
Mustafa Kemal Atilla, Türkiye  
İsmet Yavaşcaoğlu, Türkiye

1240-1248 **Laparoscopy or Robotics Preference in Renal Surgeries**

Volkan Tuğcu, Türkiye

1248-1256 **Frequent and Life-threatening Complications in Renal Laparoscopic and Robotic Surgery**

Mutlu Ateş, Türkiye

1256-1304 **Laparoscopic Radical Prostatectomy in Robotics Era**

Murat Arslan, Türkiye

1304-1312 **What's New in Robotic Systems?**

Yaşar Özgök, Turkey

### Session 2

Moderators  
Tansu Değirmenci  
Abdurrahim İmamoğlu, Türkiye

1312-1320 **Sexual Safety in BPH Surgery; Technics and Technologies**

Taylan Oksay

1320-1328 **Do We Have Size Limit in Endoscopic Enucleation?**

Gökhan Atış, Türkiye

1328-1336 **Incontinence in BPH Surgery; Patient and Surgeon Factors**

Sercan Yılmaz

### Session 3

Moderators  
Ahmet Yaser Müslümanoğlu, Türkiye  
Omer Levent Tuncay, Türkiye

1340-1348 **What is New in Stone Surgery Instruments (Stents, Sheats)?**

Mert Ali Karadağ, Türkiye

1348-1356 **Endourological Approach to Stones in Caliceal Diverticulum**

İlker Seçkiner, Türkiye

1356-1404 **Should Miniperc Be the New Gold Standard?**

Ali Ünsal

### Session 4

Moderator: Bilal Eryıldırım, Türkiye

1404-1412 **Is Single-use Flexible Ureterorenoscope Become a Standard?**

Hakan Kiliçarslan

1412-1420 **Temperature Rise by Laser Application: Fact or Myth?**

Engin Kaya

## ANDROLOGY SESSION

## **Session 1 - What Is New in the Treatment of PDE-5 Inhibitors and Andrologic Surgery?**

Moderators

Ilham Ahmedov, Azerbaijan

Melih Çulha, Türkiye

Ates Kadioğlu, Türkiye

1430-1438

### **What Is New in the Treatment of PDE-5 Inhibitors?**

Mustafa Kadıhasanoğlu, Türkiye

1438-1446

### **What Is Next After Failed Distal Shunt Surgery for Priapism?**

Murat Çakan, Türkiye

1446-1500

### **Penile Lengthening Techniques for Peyronie's Disease**

Ates Kadioğlu, Türkiye

## **Session 2**

Moderators

Kaan Aydos, Türkiye

Shukrat Mukhtarov, Uzbekistan

Ercan Yeni, Türkiye

1500-1508

### **Does Every Infertile Man Need Anti-oxidant Therapy?**

A Barış Altay, Türkiye

1508-1514

### **Crossfire: I Perform Varicocelelectomy in NOA Patients**

Halil Lütfi Canat, Türkiye

1514-1520

### **Crossfire: I Do Not Perform Varicocelelectomy in NOA Patients?**

Selahittin Çayan, Türkiye

1520-1528

### **Clinical Outcomes of mTESE and ICSI Procedure in NOA Patients**

İrfan Orhan, Türkiye

## **Session 3**

Moderators

Sherafeddin Azizov, Russia

Haluk Erol, TÜRKİYE

Bülent Semerci, Türkiye

1528-1536

### **Novel Testosterone Replacement Agents for Late Onset Hypogonadism**

İsa Özbey

1536-1544

### **New Treatment Modalities (Except Dapoxetine and SSRI's) In the Treatment of Premature Ejaculation; What Is the Evidence?**

Hikmet Köseoğlu, Türkiye

## **GENERAL UROLOGY SESSION**

Moderators

Öner Odabaş, Türkiye

Emre Can Polat, Türkiye

1544-1552

### **Patient Preparation and Selection of Penile Prosthesis Type**

Önder Cangüven, Qatar

1552-1600

### **One Stage and Staged Urethroplasty**

Abdullah Şimşek, Türkiye

## **PEDIATRIC UROLOGY SESSION**

## **Session 1 - Tips and Tricks of Pediatric Laparoscopy**

Moderators  
Deniz Demirci, Türkiye  
M. Ihsan Karaman, Türkiye

**1610-1618** **Tips and Tricks of Laparoscopic Pyeloplasty**

Numan Baydilli, Türkiye

**1618-1624** **Tips and Tricks of Laparoscopic Fowler Stephens Orchidopexy**

Vahid İsmayilov

## **Session 2 - Curiosities in Pediatric Urology**

Moderators  
Cankon Germiyanoğlu, Türkiye  
Alchimbaev Mirzakarim, Russia

**1632-1640** **What Changed in EAU/ESPU Guidelines in Recent Years?**

Yaşar İssi, Türkiye

**1640-1648** **Primer Obstructive Megaureter Management: Who Should Be Operated and Who Should Be Followed?**

Tarkan Soygur, Türkiye

**1648-1656** **Adolescent Varicocele: Who Should Be Operated and Who Should Be Followed?**

M. Ihsan Karaman, Türkiye

## **İNCONTİNECE/NEUROUROLOGY SESSION**

### **Session 1**

Moderators  
Vahit Güzelburç, Türkiye  
Ersagun Karagüzel, Türkiye

**1700-1708** **What Urologist Need to Know About Pelvic Floor Anatomy?**

Senad Bajramović, Bosnia & Herzegovina

**1708-1716** **Conservative Treatment Options for Female Urinary Incontinence**

Burhan Coşkun, Türkiye

**1716-1724** **Medical Management of Overactive Bladder Syndrome**

Murat Dinçer, Turkey

**1724-1732** **Role of Botox Injections in Urinary Incontinence Management**

Önem Kadir, Türkiye

### **Session 2**

Moderators  
Murtadha Almusfer, Iraq  
Murat Dinçer, Turkey  
Rashad Sholan

**1732-1740** **Role of Neuromodulation in the Treatment of Urinary Incontinence**

İzzet Koçak

**1740-1748** **The Role of Periurethral Bulking Agents in Female Stress Urinary Incontinence**

Osman Köse

**1748-1756** **Role of Artificial Urinary Sphincters in Urinary Incontinence**

Mehmet Gürbüz, Türkiye



## FTS: Focal Therapy Society Conference

Room: Marmara

Co-Chairs: Jean de la Rosette, Türkiye / Jurgen Fütterer, The Netherlands

### Learning Objectives:

At the end of this session, attendees should:

- Understand about the different diagnostic imaging modalities for prostate carcinoma.
- Understand about the different biopsy protocols for prostate carcinoma.
- Understand about the different focal therapy options for localized prostate cancer.
- Understand about prevention and handling of complications from Focal Therapy.
- Understand the position of Focal Therapy within the armamentarium for treatment options of localized prostate carcinoma.
- Understand about the future directions of imaging modalities and focal therapy options for localized and advanced prostate carcinoma.

### DIAGNOSTICS

Moderators

Baris Bakir, Türkiye

Leonard Gomella, United States

Badrinath Konety, United States

0930-0945

#### **Transperineal Template Biopsies and Systematic Biopsies RIP**

Massimo Valerio, Switzerland

0945-1000

#### **MRI in Bore Biopsies are Best**

Derya Yakar, The Netherlands

1000-1015

#### **Fusion Biopsy – An Update**

Samuel Chi-Hang Yee, Hong Kong

1015-1030

#### **Micro Ultrasound – No Need for mpMRI**

Laurence Klotz, Canada

1030-1045

#### **Radiomics and AI in Radiology and Focal Therapy**

Maarten de Rooij, The Netherlands

1045-1115

#### **Round Table on Diagnostics**

Moderators

Paolo Gontero, Italy

Hendrik Heers, Germany

### TREATMENT

Moderators

Wayne Lam, Hong Kong

Rolf Muschter, Germany

Lara Rodriguez Sanchez, Spain

1115-1130

#### **Focal Cryotherapy**

Jack Tay, Singapore

1130-1145

#### **Focal HIFU**

Andreas Blana, Germany

1145-1200

#### **Focal IRE**

José Luis Domínguez-Escrig, Spain

1200-1215	<b>MRI Guided Transrectal Focused Ultrasound</b> Sangeet Ghai, Canada
1215-1230	<b>Histotripsy: Update and the Future</b> George R. Schade, United States
1230-1300	<b>Round Table on Treatment</b> Moderator: Pilar Laguna, Türkiye
1300-1400	<b>Lunch Break</b>
1400-1530	<b>COMPLICATIONS</b> Moderators Alexander Govorov, Russia Andrés Hernández-Porras, Mexico Jack Tay, Singapore
1400-1415	<b>Focal Therapy Follow up</b> Andre Luis de Castro Abreu, United States
1415-1430	<b>Prevention and Handling of Complications</b> Giancarlo Marra, Italy
1430-1445	<b>Salvage Radical Prostatectomy</b> Xavier Cathelineau, France
1445-1500	<b>Salvage Ablation: Recent Updates and Techniques</b> Sébastien Crouzet, France
1500-1530	<b>Round Table on Complications</b> Moderators Xavier Cathelineau, France Brian Miles, United States <b>FUTURE DIRECTIONS</b> Moderators Kamran Bhatti, Qatar Rahim Horuz, Türkiye Diogo Nunes Carneiro, Portugal
1530-1545	<b>Focal Therapy Better than Active Surveillance?</b> Amir Lebastchi, United States
1545-1600	<b>Focal Therapy Viable Treatment Option in GGG 3 or Higher ?</b> Luca Lunelli, France
1600-1615	<b>Genomics in Focal Therapy</b> Rafael Sanchez-Salas, Canada
1615-1630	<b>Novel PET Imaging Technologies</b> Henry Woo, Australia
1630-1645	<b>MRI in Follow up of Active Surveillance</b> Bhavan Rai, United Kingdom
1645-1715	<b>Round table on Future Directions</b> Moderators Peter Carroll, United States Jeremy Yuen-Chun Teoh, Hong Kong

1715-1730

**Take Home Message**

Jean de la Rosette, Türkiye  
Jurgen Fütterer, The Netherlands

1100-1130



**Break**

Room: Exhibit Hall

1130-1300



**IS-14: Balloon Debate: Challenges in the Management of Kidney Stones and Renal Masses - Choosing the Best Approach**



Room: Rumeli

LL1

**Co-Chairs:** Raed Azhar, Saudi Arabia / Rohit Joshi, India / Mohammed Lezrek, Morocco / Simon Tanguay, Canada

1130-1215

**Managing Multiple Renal Calculi - The Best Option!**

Co-Chairs

Rohit Joshi, India  
Mohammed Lezrek, Morocco

**Standard Prone PCNL**

Nathani Sidharth, Nepal

**Supine PCNL**

Rahul Gupta, India

**Mini PCNL - Part 1**

Prasant Pattnaik, India

**Mini PCNL - Part 2**

Prasant Pattnaik, India

**ECIRS**

Joe Philip, United Kingdom

**Expert comments from Chairs**

1215-1300

**4 cm size Centrally Located Enhancing Renal Mass**

Co-Chairs

Raed Azhar, Saudi Arabia  
Simon Tanguay, Canada

**Robotic Enucleation**

Alexis Rompré-Brodeur, Canada

**Robotic Partial Nephrectomy**

Manal Kumar, United Kingdom

**Open Partial Nephrectomy**

Nicolae Crisan, Romania

**Radical Nephrectomy**

Brian Shuch, United States

**Expert Comments from Chairs**

**Mini PCNL - Part 3**

Prasant Pattnaik, India



## IC-12: Instructional Course: Pelvic Organ Prolapse (POP): Challenges and Controversies

Room: Rumeli LL2  
 Chair: Liliya Tryfonyuk, Ukraine  
 Co-Chair: Ali Zumrutbas, Türkiye

POP management options can potentially include observation, conservative, and surgical options. Surgical repair involve obliterative and reconstructive procedures. Each of these has its own risks and benefits. Many urologists, urogynecologists, and pelvic reconstructive surgeons are still unaware of, or less familiar with, the role, ease and reproducibility of such treatment options for POP and associated problems. There are specific areas of POP that the literature is sparse and supported by weak evidence, especially regarding their respective best management options. Attendees should be able to identify these and foster research on them. Evidence-based guidelines supported by multi-institutional RCTs must be encouraged and become available as soon as possible for all surgeons interested in pelvic reconstruction.

### Learning Objectives:

At the end of this session attendees should:

- Understand the less known facts about pelvic organ prolapse (POP) and its associated problems (e.g., urinary incontinence, sexual dysfunction, etc.)
- To be familiar with the conservative management and the surgical techniques of POP repair
- To understand the challenges and controversies associated with this prevalent topic.
- To decide which treatment serves best an individual patient based on the compartments involved, extent of prolapse, medical and surgical comorbidities, risks of treatment, and shared decision-making involving the patient.
- To learn (and to review) the pertinent diagnostic workup of POP, including urodynamics, imaging studies, etc.

1130-1133	<b>Introduction</b> Liliya Tryfonyuk, Ukraine
1133-1143	<b>Etiology, Epidemiology, Comorbidities and Evaluation</b> Ali Zumrutbas, Türkiye
1143-1153	<b>Conservative and Surgical Management: Overview</b> Farzana Cassim, South Africa
1153-1203	<b>Role of Synthetic Mesh in POP Reconstruction</b> Lysanne Campeau, Canada
1203-1213	<b>Role of Hysterectomy in Middle Compartment POP</b> Liliya Tryfonyuk, Ukraine
1213-1223	<b>POP and Sexual Dysfunction</b> Francisco E. Martins, Portugal
1223-1233	<b>POP and Stress Urinary Incontinence</b> Angelo Gousse, United States
1233-1243	<b>Procidentia (Grade IV POP): Therapeutic Options</b> Lysanne Campeau, Canada
1243-1258	<b>Q&amp;A</b>
1258-1300	<b>Conclusion and Take-home messages</b> Ali Zumrutbas, Türkiye

1130-1300



### IS-15: Interactive Session: Oligometastatic Prostate Cancer – Current Management Strategies and Role of PET Imaging

Room: Rumeli LL4  
Co-Chairs: Brian Chapin, United States / Robert Reiter, United States

1130-1142

#### Overview of Current Diagnostic Criteria, Staging and Scope of Oligometastatic Prostate Cancer

Ravimohan Mavuduru, India

1142-1154

#### PET imaging in diagnosis and staging

Robert Reiter, United States

1154-1206

#### Best Systemic Therapy

Himisha Beltran, United States

1206-1218

#### Role of Surgery

Sudhir Rawal, India

1218-1230

#### Role of Radiation

Uğur Selek, Türkiye

1230-1300

#### Case Discussion

Presenter: Ravimohan Mavuduru, India

1130-1300



### IS-17: Interactive Session: Resident's Mentoring Session

Room: Hisar  
Chair: Patrick Hensley, United States

*\*Pre-registration required.*

The SIU Innovators' mission is to engage early career urologists from around the globe in the workings of the SIU in order to harness their energy and innovation to promote the growth and development of the Society. At the same time, the SIU Innovators offers members opportunities for career advancement within the Society. One way in which we hope to accomplish this is through offering unique opportunities for professional growth and development, such as intimate networking sessions with world-class experts.

The session will feature 10 experts paired up with up to 3 trainees. The group of trainees will have 8 minutes with each expert to ask questions and seek advice regarding career planning and goals.

1130-1135

#### Welcome and Introductions

Patrick Hensley, United States

1135-1255

#### Networking

1255-1300

#### Closing Remarks

Patrick Hensley, United States

1130-1300



### IS-16: Interactive Session: Urinary Diversion – Decision Making and Techniques

Room: Rumeli LL12  
Co-Chairs: A. Erdem Canda, Türkiye / Swapan Sood, India

1130-1140

#### Preoperative Planning and Patient Selection

A. Erdem Canda, Türkiye

1140-1150

#### Surgical Techniques for Urinary Diversion

Asif Yildirim, Türkiye



1150-1200

**Robotic Approaches to Urinary Diversion - The New Horizon**

1200-1210

**Long-term Outcomes and Complications of Urinary Diversion**

Harvinder Singh Pahwa, India

1210-1220

**Quality of Life after Urinary Diversion**

Saad Aldousari, Kuwait

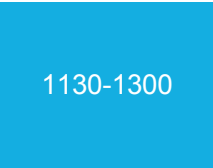
1220-1230

**Decision Making in Urinary Diversion: Balancing Risks and Benefits**

Hassan Abol-Enein, Egypt

1230-1300

**Discussion**



**JS-03: Joint Society of Urologic Oncology (SUO) and the EAU Section of Oncological Urology (ESOU) Session**

Room: Rumeli LL3

**Co-Chairs:** Jeffrey Holzbeierlein, United States / Maria Carmen Mir, Spain

1130-1135

**Introduction**

Maria Carmen Mir, Spain

1135-1200

**Case Presentation on Testicular Cancer**

Panelists

Yue Che, Germany

Dan Lin, United States

Timothy Masterson, United States

Presenter: Maria Carmen Mir, Spain

1200-1220

**State-of-the-art Update on the Management of Low Stage NSGCT**

Timothy Masterson, United States

1220-1240

**Debate on Management of Intermediate Risk Metastatic RCC**

Panelists

Stephen Boorjian, United States

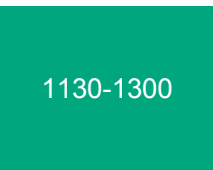
Teele Kuusk, United Kingdom

Presenter: Maria Carmen Mir, Spain

1240-1300

**Discussion and Closing Remarks**

Jeffrey Holzbeierlein, United States



**MC-08: Master Class: Status of Open Radical Surgeries in the Current Era – Challenges**

Room: Rumeli LL9

**Co-Chairs:** Stephen Boorjian, United States / Amllesh Seth, India

1130-1140

**Open Surgical Partial Nephrectomy**

Stephen Boorjian, United States

1140-1200

**Open Surgery for Locally Advanced Kidney Cancer & Open Radical Nephrectomy and IVC Thrombectomy -The Gold Standard**

Amllesh Seth, India

1150-1200

**Open Radical Nephrectomy and IVC Thrombectomy -The Gold Standard**

Amllesh Seth, India

1200-1210

**Open RPLND for testicular Cancers-Is it still the right choice?**

Ganesh Bakshi, India

1210-1220

**Evidence Comparing Open and Robotic Radical Cystectomy - Do We Have a Winner?**

José Luis Domínguez-Escrig, Spain

1220-1230

**Open radical prostatectomy and urethro-vesical anastomosis - Relevance in the current era and future directions**

Zufar Khakimhodjaev, Kyrgyzstan

1230-1240

**Do Current Trainees Require a Dedicated Fellowship in Open Radical Surgery?**

Paulina Bueno, Mexico

1240-1300

**Discussion and Expert Comments**

**MP-08: Moderated Oral ePoster Session 08: BPO/LUTS, Penis/Testis/Urethra: Cancer – Clinical and Prostate Cancer – Detection**

Room: Rumeli LL5

Moderators: Md Kabir, Bangladesh / Rajeev Sood, India

1130-1300



**MP-08.01 Clean Intermittent Catheterization in Management of Acute Urinary Retention**

*Vigen Malkhasyan, Russian Federation*

**MP-08.02 A Large-Scale Real-World Analysis of BPH Disease Progression with Medical Therapy Compared to Procedural Complications Associated with Traditional Surgery and Mist**

*Dean Elterman, Canada*

**MP-08.03 Ambulatory Surgery Mode of Bipolar-Plasmakinetic Transurethral Enucleation and Resection of the Prostate (40 Cases with 3-Month Follow-up Results)**

*Zhihui Zou, China*

**MP-08.04 Aquablation Postoperative Bleeding Risk Reduction**

*Dean Elterman, Canada*

**MP-08.05 Aquablation vs. Transurethral Resection of the Prostate: 5-Year Outcomes of the Water Randomized Clinical Trial for Prostate Volumes 50-80 MI**

*Kevin Zorn, Canada*

**MP-08.06 Bulber Urethral Stents for Bulbar Urethral Strictures: Long-Term Follow-up After Stent Removal**

*Engin Telli, Türkiye*

**MP-08.07 Clinical Approach to Nocturia and Factors Affecting Treatment Efficacy: a Single-Center Prospective Study**

*Bekir Aras, Türkiye*

**MP-08.08 Durability is Impacted by Undertreatment in Pooled Analysis of 330+ Subjects Treated with the Prostatic Urethral Lift**

*Mark Rochester, United Kingdom*

**MP-08.09 Earlier Intervention in Acute Urinary Retention (Aur) Patients Corresponds to Successful Outcomes in Patients Treated with the Prostatic Urethral Lift (PUL)**

*Mark Rochester, United Kingdom*

**MP-08.10 A Population-Based Validation of the Igcccg Update Consortium for Survival in Metastatic Non-Seminoma Testis Cancer**

*Reha-Baris Incesu, Germany*

**MP-08.11 Mechanised Triage: Piloting Machine Learning to Risk Stratify Penile Lesions**

*Henry Pan, Australia*

**MP-08.12 Plasma Mir371a-3p to Detect Post-Orchiectomy Minimal Residual Disease in Patients with Clinical Stage I Testicular Cancer**

*Lucia Nappi, Canada*

**MP-08.13 Vascular Anomalies/aberrations in Retroperitoneum in Post Chemotherapy CT Scans of Germ Cell Tumor Patients - Brace for Surgical Surprises**

*Aparna Katdare, India*

**MP-08.14 Accuracy of Combined Multi-Parametric MRI and PSMA-PET CT in Diagnosing Prostate Cancer**

*Aditya Sharma, India*

**MP-08.15 An Enhanced Early Postoperative Recovery After Robot-Assisted Radical Prostatectomy (Rarp): From a Clinical Observation to an Objective Finding Confirmed by a Validated Tool.**

*Cosimo De Nunzio, Italy*

**MP-08.16 Big Data Histoscan-Guided Prostate Biopsy in the Early Detection of Prostate Cancer**

*Alexander Govorov, Russian Federation*

**MP-08.17 Can the Suv-Max Value of the Lesion on Preoperative Ga-68 PSMA PET/CT Predict the High Stage and Grade in the Radical Prostatectomy Specimen in Patients with Intermediate and High-Risk Prostate Cancer?**

*Burak AKGUL, Türkiye*

**MP-08.18 Does Addition of Multiparametric MRI to Gallium-68 PSMA-11 PET/CT Enable Better Diagnostic Accuracy for Biochemical Recurrence Post Radical Prostatectomy? a Kaplan-Meier Analysis**

*Yash Khanna, Australia*

**MP-08.19 Importance of the Ultrasound Characteristics of Regions of Interest by MRI and the Additional Target Biopsy Around Their Peri-Hypoechoic Lesions in MR/TRUS Software Fusion Biopsy to Improve Detection Rate of Prostate Cancer**

*Won Hoon Song, Korea, Rep.*

**MP-08.20 Prospective Comparison of Transrectal Cognitive, Standard and Transperineal MR/US Fusion, Template Mapping Biopsy for Prostate Cancer Detection**

*Vladislav Petov, Russian Federation*

**MP-08.21 Residents and Consultants Have Equal Outcomes when Performing Transrectal Fusion Biopsies: a Randomized Clinical Trial.**

*Cosimo De Nunzio, Italy*

**MP-08.22 The Learning Curve of Exactvu™ 29mhz Transrectal Micro-Ultrasound Based Prostate Biopsy Using Real Word Data**

*Anna Heinrichs, Germany*

**MP-08.23 The Older the Patients the More Aggressive Nature of Prostate Cancer Detected Even in the Same Risk-Strati**

*Young Hwii Ko, Korea, Rep.*

**MP-08.24 Use of Tp 4303 to Identify Prostate Cancer Cells in Voided Urine Samples**

*Rajendra Nerli, India*

**MP-08.25 What is the Fate of Patients who Have Negative PET PSMA and Multiparametric MRI Pelvis for Rising PSA Post Radical Prostatectomy?**

*Yash Khanna, Australia*

**MVP-02: Moderated Video ePoster Session 02: Kidney and Ureteral Cancer – Clinical, Minimally Invasive Surgery/Robotics, Penis/Testis/Urethra: Cancer – Clinical and Reconstruction**

Room: Rumeli LL7

Moderators: Ganesh Kamath, India / Shomik Sengupta, Australia

**MVP-02.01 Partial Nephrectomy in Crossed Fused Ectopia Case Using Selective Vessel Ligation Technique**

*Mayank Agrawal, India*

**MVP-02.02 Robot Assisted Radical Nephrectomy with IVC Thrombectomy for Level 2 IVC Thrombus**

*Mayank Agrawal, India*

1130-1300



**MVP-02.03 Robotic Assisted Anatomic Nephrectomy "Oyster-Pearl Extraction Technique" for Deep and Centrally Located Endophytic Renal Mass.**

*Mahendra Pal, India*

**MVP-02.04 Arterial Cold Ischemia Laparoscopic Partial Nephrectomy for Endophytic Renal Tumor; a Novel Technique**

*Mohammed Al-Ameedee, Iraq*

**MVP-02.05 Construction of Balbay's Pouch with Enhanced Antireflux Mechanism by Anterior Repositioning of the Afferent Loop After Endopelvic Fascia Sparing Robotic Radical Cystectomy**

*Mevlana Balbay, Türkiye*

**MVP-02.06 Robotic Radical Nephrectomy with Level I-II Inferior Vena Cava Tumour Thrombectomy - Insight From Our Initial Experience**

*Nikhil Saurabh, India*

**MVP-02.07 "Open Nerve Sparing Retro-Peritoneal Lymph Node Dissection: Tips & Tricks"**

*Mahendra Pal, India*

**MVP-02.08 Primary Robot Assisted Retroperitoneal Lymph Node Dissection in a Patient with Adenocarcinoma of Testis**

*Mayank Agrawal, India*

**MVP-02.09 Robot Assisted Laparoscopic Augmentation Ileocystoplasty and Continent Heterotopic Urinary Diversion in a Patient with Neurogenic Bladder and Partial Amputation of the Penis: Case Report**

*Antonio Luigi Pastore, Italy*

**MVP-02.10 Watering Can Perineum: a Debilitating Condition and Its Strategic Management**

*RAJIV KORE, India*

**TAU: Turkish Association of Urology: Moderated Poster Presentations**



Room: Topkapi B

Moderators: Turgay Akgül / Selahattin Bedir / Mustafa Burak Hoşcan, Türkiye / Senad Kalkan, Turkey / Erkan Ölçücüoğlu / Hakan Öztürk, Türkiye / Atilla Semerciöz / Ümit Yıldırım

**Session 1 - 12.00-12.50 - Moderators: Erkan Ölçücüoğlu, Mustafa Burak Hoşcan, Hakan Öztürk**

3-Port 3d Laparoscopic Radical Prostatectomy. Pushing the Surgical Envelope (ID94473)  
*Vlad Schițcu, Romania*

Is YouTube a Reliable Source of Information on Urostomy? a Contemporary Analysis (ID94509)  
*Simone Morra, Canada*

1200-1800

Effect of differentiation and/or variant histopathology on survival in muscle invasive bladder cancer (ID161)  
*Hikmet Köseoğlu*

Robot Assisted Radical Prostatectomy with Bladder Neck Protective Dissection in Patients with History of Endoscopic Prostate Surgery (ID164)  
*Halil Cagri Aybal*

The Use of Targeted Techniques for Repeat Biopsy of the Prostate (ID183)  
*Sergey Kotov*

**Session 2 - 13.00-13.50 - Moderators: Atilla Semerciöz, Senad Kalkan, Ümit Yıldırım**

Totally Endo-Urologic Management of Iatrogenic Ureterovaginal Fistula Using Allium Ureteral Stents (ID94567)  
*Alkan Çubuk, Türkiye*

Shot- and Long-Term Results of Suburethral Injection of Bulking Agents in Stress Urinary Incontinence of Initial Degrees in Young Women (ID96024)  
*Anton Tsukanov, Russian Federation*

Role of Menopause in Severe Nocturia in Women with Lower Urinary Tract Symptoms (ID93197)  
*Cosimo De Nunzio, Italy*

Laparoscopic assisted percutaneous nephrolithotomy for renal calculi in ectopic pelvic kidneys (ID188)  
*Shreyas Rai*

Reconstructive approach in female urethral strictures (ID 190)  
*Yunus Çolakoğlu*

**Session 3 - 14.00-14.50 - Moderators: Selahattin Bedir, Turgay Akgül**

Bladder Cuff Excision in Radical Nephroureterectomy - Is Laparoscopic Approach Keeping up with the Current Goldstandard? (ID90105)  
*Sara Duarte, Portugal*

MiniPerc for Treatment of Renal Stones Between 10 and 20 Mm: a Comparison Between High-Power Holmium:Yag Laser (Cyber Ho) versus Thulium Fiber Laser (Fiber Dust) Generators (ID90054)  
*Davide Perri, Italy*

Zero Ischemia Robotic Retroperitoneal Partial Nephrectomy in Posterior Renal Mass (ID140)  
*Murat Şambel*

Assessing Biochemical and Clinical Analysis Results of Infertile Male Patients in Comparison with Spermogram Results (ID96245)  
*Taner Ozgurtas, Türkiye*

Importance of Multiparametric Prostate MRI and Ga-68 PSMA-PET CT in Lymph Node Detection in

Patients Who Underwent Robot-Assisted Laparoscopic Radical Prostatectomy and Simultaneous Lymph Node Dissection (ID132)

*Mehmet Şahin*

**Session 4 - 15.00-15.50 - Moderators: Ömer Yılmaz, Kubilay Sabuncu, Turgay Ebioloğlu**

Investigation of Awareness Rate of Prostate-Specific Antigen (PSA) Among the General Public in China and Analysis of Influencing Factors (ID95624)

*Yongbao Wei, China*

A Comparison of The Relationship Between Prostate Weight and Urinary Continence in Robotic Radical Prostatectomy (ID135)

*Sahin Kilic*

Factors Affecting Biochemical Recurrence-Free Survival in Patients with Positive Surgical Margin After Radical Prostatectomy (ID129)

*Yavuz Mert Aydın*

Associates of Pulmonary Embolism in Nephrectomy (ID146)

*Hikmet Köseoğlu*

Right laparoscopic adrenalectomy with simultaneous right renal simple cyst decortication in a patient with subclinical Cushing's disease (ID9)

*Ferhat Yakup Suceken*

**Session 5 - 16.00-16.50 - Moderators: Osman Raif Karabacak, Erdem Koç, Bekir Aras,**

Laparoscopic Assisted Percutaneous Nephrolithotomy for Renal Calculi in Ectopic Pelvic Kidneys (ID94530)

*Shreyas Rai, India*

A rare urologic complication: ileal conduit necrosis (ID14)

*Mecit Celik*

Comparative Examination of Patients With Suspect And Diagnosis Of Prostate Cancer Before And During The Covid-19 Pandemic (ID25)

*Burak Yılmaz*

Upfront enzalutamide in metastatic hormone sensitive prostate carcinoma patients: efficacy and safety (ID187)

*Ashwin Bokare*

Artificial Urinary Sphincter Complication in Males with and without Pelvic Radiotherapy: A Multi-institutional Study (ID196)

*Liliya Tryfonyuk*

**Session 6 - 17.00-17.50 - Moderators: Ramazan Topaktaş, Cemil Kutsal, Tümay İpekçi**

Factors Affecting the Survival Rates After Radical Cycstoprostatectomy and Lymph Node Dissection (ID96034)

*Turgay Ebiologlu, Türkiye*

Using Holographic Image to Guide Partial Nephrectomy for Completely Endophytic Renal Tumor (ID96171)

*Liu Zhengsheng, China*

Female Prostate: a Giant Urethral Diverticulum (ID95340)

*Mesut Şengül, Türkiye*

Recurrent Primary Amyloidosis of the Urinary Bladder (ID95968)

*Mustafa Burak Hoscan, Türkiye*

Giant Bladder Divertikulum Caused by Bening Prostatic Hyperplasia (ID95447)

*Mostafa Afghan, Türkiye*

1300-1415



## Networking Lunch

Room: Exhibit Hall

1300-1700



## TAU: Turkish Association of Urology: Podium Presentations

Room: Rumeli LL6

Moderators: Bülent Altay, Turkey / Anuar Amanov / Hasan Riza Aydın / Mehmet Çağlar Çakıcı, Turkey / Nuretting Cem Sönmez / Akif Erbin / Kadir Ömür Günseren / Fikret Halis / Tolga Karakan / Alim Koşar / Eyyüp Sabri Pelit / Hakan Hakkı Taşkapu, Türkiye

### Session 1

Moderators

Bülent Altay, Turkey  
Nuretting Cem Sönmez  
Kadir Ömür Günseren

1300-1310

**12-Month Outcomes From the First North American Study of the Zenflow Spring System for the Treatment of Benign Prostatic Hyperplasia (BPH) (ID93909)**

Dean Elterman, Canada

1310-1320

**Quality of TURBT in Patients Undergoing Primary TURBT; a Clinical Audit (ID94441)**

Muhammad Khattak, United Kingdom

1320-1330

**Outcomes of Flexible Ureterorenoscopy (F-URS) Utilizing Ito's Nomogram for Treating Renal Stones-Pkii Experience (ID95275)**

Nadeem Iqbal, Pakistan

1330-1340

**Efficacy and Safety of Daily Low Dose Tadalafil and on-Demand PDE5 (Phosphodiesterase 5) Inhibitor in Refractory Erectile Dysfunction with on-Demand PDE5 Inhibitors (ID96102)**

Akshay Deshpande, India

1340-1350

**Possibilities of Laparoscopic Interventions as a Method of Choice in the Treatment of Urolithiasis (ID95265)**

Suniyat Kussymzhanov, Kazakhstan

### Session 2

Moderators

Anuar Amanov  
Hasan Riza Aydın  
Tolga Karakan



- 1410-1420**                    **Comparative Effectiveness of Antibiotic Prophylaxis of Postoperative Complications of Transurethral Resection of the Prostate (ID153)**  
Pavlo Samchuk, Ukraine
- 1420-1430**                    **Quality of Hypospadias Surgery in a High Volume Public Hospital: Review of Short to Medium-Term Outcomes After Snodgrass Hypospadias Repair (ID94538)**  
Muhammad Asif, Pakistan  
Romana Bibi, Pakistan
- 1430-1440**                    **Comparisons of Cancer-Specific and Overall Mortality in Patients with Biopsy- and TURP-Diagnosed Prostate Cancer: a Real-World Propensity Score-Matching Study (ID95628)**  
Yongbao Wei, China
- 1440-1450**                    **Management of Patients with Petrified Double J Stents; Single Center Experience (ID61)**  
Erhan Şengel  
**Session 3**  
Moderators  
Mehmet Çağlar Çakıcı, Turkey  
Akif Erbin  
Alim Koşar
- 1500-1510**                    **Outcome of Supine Percutaneous Nephrolithotomy as a Secondary Procedure for Renal Calculi (ID94529)**  
Muhammad Asif, Pakistan
- 1510-1520**                    **Investigating the Role of the Prostate Multiparametric Magnetic Resonance Imaging Sequences Quality on Biopsies' Outcomes (ID94335)**  
Antonio Pastore, Italy
- 1530-1540**                    **Mental Health of Prostate Cancer Patients: Content Review on Youtube (ID94259)**  
Francesco Di Bello, Italy
- 1540-1550**                    **Occupation & Urolithiasis (ID94382)**  
Kamran Bhatti, Qatar
- 1550-1600**                    **The Role of Systemic Immune-inflammation index (SII) in Predicting the Risk of Developing Systemic Inflammatory Response Syndrome (SIRS) after Percutaneous Nephrolithotomy (ID95)**  
Ufuk Caglar  
**Session 4**  
Moderators  
Fikret Halis  
Eyyüp Sabri Pelit  
Hakan Hakkı Taşkapu, Türkiye
- 1600-1610**                    **The Educational Role of Youtube Videos on the Pdef-I Use: a Quality Assessment Analyses (ID94260)**  
Gabriele Pezone, Italy
- 1610-1620**                    **Safety and Efficacy of Mini Percutaneous Nephrolithotomy in Paediatric Age Patients: Paving the Way Towards Minimally Invasive Techniques in Resources Limited Areas (ID94823)**  
Tariq Ahmad, Pakistan
- 1620-1630**                    **Mid-Term Outcomes of Abdominal Sacral Colpopexy Using PVDF Mesh in a Triple-Compartment Strategy (ID95246)**  
Farshad Gholipour, Iran

1630-1640

**Association Between Coronary Artery Calcification and Clinicopathological Features in Prostate Cancer: a Pilot Study (ID95625)**

Yongbao Wei, China

1640-1650

**Evidence From Cohorts to Molecules: Solid Cooking Fuel is Related to Stress Urinary Incontinence in Those Living with Adl/iadl (ID95239)**

Yuming Jin, China

1415-1545



**HT-07: Hot Topics: Genito-urinary Trauma – Current Strategies and Challenges**

Room: Rumeli LL9

Co-Chairs: Francisco E. Martins, Portugal / G G Laxman Prabhu, India

1415-1425

**Current Trends in Diagnosis and Management of Bladder Injury**

G G Laxman Prabhu, India

1425-1435

**How to Approach a Polytrauma Case with Complex Genitourinary Trauma**

Amitabh Sinha, India

1435-1445

**Consequences of Genitourinary Trauma and Strategies to Minimize Impact on Patient Outcomes**

Zeeshan Aslam, United Kingdom

1445-1455

**Sexual Dysfunction and Genitourinary Trauma**

Gajanan Shripad Bhat, India

1455-1505

**Strategies for Identifying and Managing Uro Gynaecological Ureteric Injuries**

Achille Aurèle Mbassi, Cameroon

1505-1515

**How to Handle Ureteric Avulsion and Outcome?**

Sergei Belomytcev, Russia

1515-1545

**Discussion and Expert comments**

1415-1545



**IC-13: Instructional Course: How Can I Achieve 93% Success During ESWL**

Room: Rumeli LL2

Chair: Kah Ann Git, Malaysia

ESWL was developed by using fluoroscopy, so most of our masters do not use ultrasound for localization and real time treatment tracking in adults and pediatric patients. Today, when ALARA principles are globally accepted for endourological procedures, we need to re-think the value of the ultrasound in our daily practice. Ultrasound Guided SWL have shown the same results as fluoroscopic procedures with benefits for patients and the working team. In summary, for renal and upper ureteral stones in adults and pediatric patients, ultrasound should be part of every day ESWL cases.

**Learning Objectives:**

At the end of this session, attendees should:

- Understand how technology influence ESWL outcome.
- Overcome the fear of using ultrasound guided ESWL and eventually capable of achieving good ESWL results
- Obtain knowledge of some fine techniques to improve SWL outcome.
- Experience some examples to gain tips and tricks to take home to practice ultrasound guided ESWL

1415-1420

**Introduction**

Kah Ann Git, Malaysia

1420-1440

**How Does Technology Influence ESWL Outcome?**

Nkemdilim Okonji, Nigeria

1440-1500

**How I started with Ultrasound Localization of Stone for ESWL then and How I do it Today**

Kah Ann Git, Malaysia

1500-1520

**Some Fine Techniques to Improve SWL Outcome with Case Demonstration**

Amer Hussain, United Kingdom

1520-1545

**Interactive Case Discussion and Closing Remarks**

Kah Ann Git, Malaysia

1415-1545



**IC-14: Instructional Course: Radical Cystectomy and PLND for MIBC - Tips and Technique of Open, Robotic and Laparoscopic Approach**



Room: Rumeli LL1

**Chair:** Sudhir Rawal, India

The aim is teach fine practical tips of doing radical cystectomy and standard, extended and super extended lymphadenectomy for MIBC. Also session will focus of Nerve sparing Radical cystectomy and Cystectomy in female.

**Learning Objectives:**

At the end of this session, attendees should:

- Learn tips and tricks of radical cystectomy in male.
- Learn tips and tricks of pelvic Lymphadenectomy.
- Learn tips and tricks of female radical cystectomy.

1415-1427

**Open Radical Cystectomy**

Hassan Abol-Enein, Egypt

1427-1439

**Robotic Radical Cystectomy**

Sudhir Rawal, India

1439-1452

**Open Pelvic Lymphadenectomy - Standard, Extended and Super Extended**

Sia Daneshmand, United States

1452-1504

**Robotic Pelvic Lymphadenectomy - Standard, Extended and Super Extended**

John Davis, United States

1504-1516

**Radical Cystectomy in Female**

Bedeir Ali El Dein, Egypt

1516-1528

**Laparoscopic Radical Cystectomy and Lymphadenectomy**

Swapan Sood, India

1528-1545

**Discussion and Closing Remarks**

1415-1545



**IS-18: Interactive Session: Management of Advanced Prostate Cancer**

Room: Rumeli LL4

**Co-Chairs:** Martin Gleave, Canada / Bhavan Rai, United Kingdom

1415-1425

**Introduction and Management of PSA Recurrence**

Martin Gleave, Canada

1425-1440	<b>What is the Standard of Care for Men who are Metastatic on PSMA PET, but Non-metastatic on Conventional Imaging</b> Manish Patel, Australia
1440-1455	<b>Upfront Systemic Options for M1 Hormone Sensitive Prostate Cancer - Targeting the Axis</b> Karima Oualla, Maroc
1455-1505	<b>Is there a role of Radical Prostatectomy for Men with Low-volume Hormone Sensitive Prostate Cancer</b> Theodoros Kalogeropoulos, Greece
1505-1520	<b>A Pragmatic Approach to Castrate Resistant Metastatic Prostate Cancer</b> Himisha Beltran, United States
1520-1530	<b>Approaches to Immunotherapy</b> Markus Grabbert, Germany
1530-1545	<b>Discussion</b>
1415-1545	<b>MC-09: Master Class: Active Surveillance and RPLND in Early Stage Germ Cell Tumors</b> Room: Rumeli LL3 Co-Chairs: Peter Albers, Germany / Gagan Prakash, India
1415-1425	<b>Defining Early Stage Germ Cell Tumors</b> Scott Gilbert, United States
1425-1435	<b>Optimizing Staging - Role of Markers, miRNA, Imaging</b> Timothy Masterson, United States
1435-1445	<b>Active Surveillance - Can We Reliably Stratify Risk</b> M. Hadi Radfar, Iran
1445-1455	<b>RPLND for NSGCT</b> Gagan Prakash, India
1555-1505	<b>RPLND for Seminoma</b> Sia Daneshmand, United States
1505-1515	<b>Why not chemotherapy</b> Shilpa Gupta, United States
1515-1545	<b>Case Discussion</b> Presenter: Gagan Prakash, India
1415-1545	<b>MC-10: Master Class: Sexual Dysfunction in Males</b> Room: Rumeli LL12 Co-Chairs: Vineet Malhotra, India / Tuncay Toprak, Türkiye
1415-1425	<b>Pharmacological Options in Erectile Dysfunction</b> Archil Chkhotua, Georgia
1425-1435	<b>Ejaculatory Disorders in Males - How do we Manage?</b> Vineet Malhotra, India
1435-1445	<b>Surgical Intervention in ED - When to Intervene?</b>
1445-1455	<b>Premature Ejaculation - Management Options</b> Zufar Khakimhodjaev, Kyrgyzstan

1455-1505

**Post Priapism Sexual Dysfunction - Early Intervention is the Key?**

Ignacio Moncada, Spain

1505-1515

**Mechanical Penile Therapies in Peyronie's Disease**

Lukman Hakim, Indonesia

1515-1533

**Surgical Techniques in Peyronie's Disease - Which to Choose & When? Plication, Grafts and Prosthesis**

Osama Shaeer, Egypt

1533-1545

**Expert Comments and Discussion**

**MP-09: Moderated Oral ePoster Session 09: BPO/LUTS**

Room: Rumeli LL7

Moderators: Ghulam Nabi, United Kingdom / Avinash Singh, India

1415-1545



**MP-09.01 Efficacy of Greenlight Laser Prostatectomy in the Management of Acute and Chronic Urinary Retention: a Retrospective Study**

*Loay Abbas, Canada*

**MP-09.02 Efficacy of Holmium Laser Enucleation of the Prostate (HoLEP) in the Management of Acute and Chronic Urinary Retention: a Retrospective Study**

*Loay Abbas, Canada*

**MP-09.03 Emerging Technologies for Surgical Management of Lower Urinary Tract Symptoms (LUTS) Secondary to Benign Prostatic Obstruction (BPO). a Systematic Review**

*Muhammad Imran Omar, United Kingdom*

**MP-09.04 Holmium Laser Enucleation of Prostate versus Minimally Invasive Simple Prostatectomy for Large Volume ( $\geq 120$  MI) Prostate Glands: a Prospective Multicenter Randomized Study**

*Antonio Luigi Pastore, Italy*

**MP-09.05 Introduction of a Documentation Protocol for Rezum Water Vapor Therapy and Application in a Multiuser, High-Volume Center**

*Viktor Alargkof, Switzerland*

**MP-09.06 Long-Term Outcomes of Thulium Fiber Laser Enucleation of the Prostate (Thuflep): a 3-Year Single-Centre Study**

*Vladislav Petov, Russian Federation*

**MP-09.07 Measuring Patient Satisfaction After Rezum Water Vapor Therapy for Benign Prostatic Enlargement: a Prospective Cohort Study.**

*Ahmad Alenezi, Kuwait*

**MP-09.08 Mid-Term Evaluation of Impact on Storage and Obstructive Symptoms with Rezūm: Outcomes of a Large, Multi-Center, Prospective Registry of Rezūm Water Vapor Therapy Benign**

## **Prostatic Enlargement**

*Dean Elterman, Canada*

### **MP-09.09 Minimal Invasive Management of Bladder Neck Contracture Using Allium Round Posterior Stent: the Long-Term Results**

*Serdar Baykal, Türkiye*

### **MP-09.10 Prevalence of Detrusor Underactivity in Patients with BPH Considered for Surger**

*Sergey Kotov, Russian Federation*

### **MP-09.11 Preventing Catheter Balloon Inflation Injury of the Urethra: a Prospective Study Utilising the Transurethral Catheterisation Safety Valve (Tucsv©) in the Uk and Ireland**

*Mohamed Farah, United Kingdom*

### **MP-09.12 Prostate Shape and Intravesical Prostatic Protrusion Assessed by Magnetic Resonance Imaging Are Related to Urinary Symptoms**

*Cosimo De Nunzio, Italy*

### **MP-09.13 Prostate Volume Reduction by Rezum Water Vapour Thermal Therapy in Glands 80cc**

*Dean Elterman, Canada*

### **MP-09.14 Prostatic Artery Embolization in Patients with Indwelling Bladder Catheter.**

*Silvia Secco, Italy*

### **MP-09.15 Reliability and Validity Analysis of Turkish Version of the Symptoms of Lower Urinary Tract Dysfunction Research Network Symptom Index-10 (Lurn Si-10) Questionnaire**

*Meftun Culpan, Türkiye*

### **MP-09.16 Rezum Procedure: Fact or Myth?**

*Abdulrahman Alkandari, Kuwait*

### **MP-09.17 Rezüm Water Vapor Therapy is Not Inferior to Transurethral Resection of the Prostate in the Management of Patients with Refractory Urine Retention: Matched-Pair Comparative Multi-Center Study**

*Waseem Tayeb, Saudi Arabia*

### **MP-09.18 Stress Incontinence Severity and Treatment Efficacy: a Modified Delphi Consensus.**

*Cosimo De Nunzio, Italy*

### **MP-09.19 Surgical Timing in Patients with Retention/dysuria After Mid-Urethral Sling.: a Modified Delphi Consensus**

*Cosimo De Nunzio, Italy*

**MP-09.20 Systematic Review and Meta-Analysis of Efficacy and Safety of Silodosin in Treatment of Benign Prostatic Hyperplasia Patients with Lower Urinary Tract Symptoms**

*Chi Yuan, China*

**MP-09.21 The Rezum Procedure in Benign Prostate Hyperplasia: Initial Experience at a Single Center in Türkiye**

*Mert Kılıç, Türkiye*

**MP-09.22 Transurethral Bipolar-Plasmakinetic Anatomical Endoscopic Enucleation of Giant Prostatic Hyperplasia over 500 Grams: Three Cases with One Year Follow-Up**

*Zhihui Zou, China*

**~~MP-09.23 Utilization of Holmium Laser Enucleation of the Prostate in United States Academic Centers~~**

*~~Eric Kurzrock, United States~~*

1415-1730



**RF-01: Residents' Forum**

Room: Rumeli LL5

Moderators: Tohid MS Hossain, Bangladesh / Suresh Venugopal, United Kingdom

**~~RF-01.01 A Randomized Controlled Trial Comparing Intraoperative Ultrasound Guided Nephrectomy with Conventional Laparoscopic Nephrectomy~~**

*~~Vivek Tarigopula, India~~*

**RF-01.02 A Rare Case Presentation of Double-System with Ectopic Ureteral Opening Into Urethra Pars Proximal.**

*Eko Subekti, Indonesia*

**RF-01.03 Allium Ureteral Stent for the Treatment of Ureteral Stricture and Fistula After Abdominal Surgery**

*Fabio Valenzi, Italy*

**RF-01.04 Appendicular Flap Transposition in Case of the Left Ureters Defects**

*Dariya Rumyantseva, Russian Federation*

**RF-01.05 Automatic Identification of Prostate Cancer on T2wi MRI Acquisitions, Using a New AI-Based Algorithm**

*Teodora Telecan, Romania*

**RF-01.06 Bariatric Surgery and Kidney Stone Disease: an Experience of a Bariatric Centre of Excellence Ifso-Ec**

*Fabio Maria Valenzi, Italy*

**RF-01.07 Buccal Mucosal Graft Ureteroplasty- Our Initial Experience with Laparoscopic and Robotic Approach**

*Girish Sharma, India*

**RF-01.08 Challenges and the Lessons Learnt in the Transition of Local Anaesthesia Transperineal Prostate (Latp) Biopsies From Day Theatres to Outpatients Setting**

*Amer Hussain, United Kingdom*

**RF-01.09 Changing Trends in the Management of Emphysematous Pyelonephritis: a Single Centre Experience**

*Mohammad Ahmad, Pakistan*

**RF-01.10 Clinical Profiles to Determine Sperm Retrieval Outcome in Infertile Male with Azoospermia: Experience From Indonesia**

*Rinaldo Indra Rachman, Indonesia*

**RF-01.11 Comparative Effectiveness of Antibiotic Prophylaxis of Postoperative Complications of Transurethral Resection of the Prostate.**

*Pavlo Samchuk, Ukraine*

**RF-01.12 Comparision of Various Nomograms Predicting Lymph Node Involvement in Prostate Cancer Patients Undergoing Radical Prostatectomy with Pelvic Lymph Node Dissection**

*K G Jyothi Swaroop, India*

**RF-01.13 Correlation Between Urinary Continence and Length of Spared Urethra After Robotic Radical Prostatectomy: a Single Center Study**

*Fabio Valenzi, Italy*

**RF-01.14 Cystography Following Iatrogenic Bladder Injury: Single Centre Five-Year Study and International Guidelines**

*Jirayr Ajzajian, United Kingdom*

**RF-01.15 Decision Regret Analysis of Patients Opting for Early Ureteroscopy versus Trial of Medical Expulsive Therapy After Shared Decision Making for Management of Ureteric Calculi  $\leq$  10mm: Interim Results From the Draumet Study**

*Anshuman Singh, India*

**RF-01.16 Dietary Pattern in Patients Affected by Upper Urinary Tract Stone Disease: Observational Evaluation of a Single Centre**

*Fabio Maria Valenzi, Italy*



**RF-01.17 Discrepancies in Training and Experience in in-Dwelling Catheter Insertion Among Healthcare Professionals: Implications for Education**

*Lequang Vo, Australia*

**RF-01.18 Effect of Inferior Alveolar Plus Buccal Nerve Block on Postoperative Pain Scores at Buccal Mucosal Graft Harvest Site: a Retrospective Analysis**

*Vivek Tarigopula, India*

**RF-01.19 Effectiveness of Low Dose Epinephrine Infusion in Enhancing Perioperative Outcomes of Transurethral Resection of Prostate: a Double-Blinded Parallel Arm Study**

*Vivek Tarigopula, India*

**RF-01.20 Ejaculator-Protective Technique of ThuLEP**

*Sergey Kotov, Russian Federation*

**RF-01.21 Erectile Dysfunction and a Nobel Prize**

*Jasmine Derex-Briggs, United Kingdom*

**RF-01.22 Evaluation of the Relationship Between WHO/ISUP Nuclear Grade of Sex-Related Visceral Obesity in Clear Cell Renal Cell Carcinoma**

*Mehmet Ramazanoğlu, Türkiye*

**RF-01.23 Factors Influencing the Sexual Dysfunction in Young and Middle-Aged Patients with Haemophilia**

*Abdullah Harun KINIK, Türkiye*

**RF-01.24 History and Revolution of Clean Intermittent Self Catheterisation**

*Mohamed Swamad, United Kingdom*

**RF-01.25 Ileal Ureteral Substitution as a Renal Preservation Approach**

*K G Jyothi Swaroop, India*

**RF-01.26 Influence of Penile Rehabilitation on the Long-Term Results of Plaque Incision and Grafting in Patients with Peyronie's Disease**

*Sergey Kotov, Russian Federation*

**RF-01.27 Laparoscopic Radical Nephroureterectomy: What if the Laparoscopic Approach is Better than the Open Approach?**

*Antonio Pinheiro, Portugal*

**RF-01.28 Lessons Learnt From the Primary Ureteroscopy for Stones in the Emergency Sitings**

*Zain Kasmani, United Kingdom*

**RF-01.29 Local Anaesthetic Transperineal Prostate Biopsy - "Freehand" Office Technique without Antibiotic Prophylaxis. Should We Change?**

*Nivash Selvaraj, United Kingdom*

**RF-01.30 Neutrophil-to-Lymphocyte Ratio as a Biomarker for Prognosis in Patients Submitted to Radical Nephroureterectomy for UTUC**

*Antonio Pinheiro, Portugal*

**RF-01.31 Novel Stanley Stent Symptom Status Score (S5 Score) for Predicting Ureteral Stent Related Symptoms**

*Girish Sharma, India*

**RF-01.32 Outcomes of Arteriovenous Fistula for Haemodialysis Created by Urology Residents: Role of Vascular Access Education as Part of Urology Residency Training Programme**

*Deepanshu Aggarwal, India*

**RF-01.33 Patient Reported Outcome Measures (Prom) to Assess the Functional Outcome of Transurethral Resection of Prostate (TURP) for Benign Prostate Hyperplasia (BPH): a Prospective Observational Study for Patient Centered Evaluation.**

*Abhijit Shah, India*

**RF-01.34 Peri-Operative Complications in Renal Transplantation- Single Centre Experience**

*Deepanshu Aggarwal, India*

**RF-01.35 Poorly Controlled Diabetes Mellitus Increases the Risk of Deaths and Castration-Resistance in Locally Advanced Prostate Cancer Patients**

*Cheng Ma, China*

**RF-01.36 Possible Options for Repeat Prostate Biopsy and Their Results.**

*Sergey Kotov, Russian Federation*

**RF-01.37 Prevalence of Detrusor Overactivity in Patients with BPH Considered for Surgery**

*Sergey Kotov, Russian Federation*

**RF-01.38 Prospective Quality of Life Assessment in Localized Prostate Cancer: Implications for Treatment Decision**

*Anfal Al Raisi, Canada*

**RF-01.39 Quality of Life After 14fr Super-Mini Percutaneous Nephrolithotomy**

*Alberto Melchionna, United Kingdom*

**RF-01.40 Rapid, Simple Urine Test for Detecting Volatile Organic Compound (Voc) in Urine by a High Performance Portable Device (Nabil) for Detection of Urinary Bladder Carcinoma**

*SAURAV KARMAKAR, India*

**RF-01.41 Relationship of Gleason Score and Positive Core Number in Prostate Cancer and Metabolic Syndrome**

*Salih Yildirim, Türkiye*

**RF-01.42 Role of Restaging Transurethral Resection of Bladder Tumor in Non-Muscle Invasive Bladder Cancer: a Retrospective Analysis**

*Vivek Tarigopula, India*

**RF-01.43 Role of Tranexamic Acid in Reducing Blood Loss and Determining Outcomes in Percutaneous Nephrolithotomy**

*Mohammad Ahmad, Pakistan*

**RF-01.44 Safety and Outcomes of Percutaneous Nephrolithotomy (PCNL) in Octogenarians at a District General Hospital**

*Mohamed Swamad, United Kingdom*

**RF-01.45 Super-Mini PCNL (Smp) vs Standard PCNL for the Management of Renal Calculi > 1.5 Cm Size : a Randomized Controlled Study**

*Abhijit Shah, India*

**RF-01.46 Systemic Inflammatory Response Syndrome Combined with Pre- and Postoperative White Blood Cell Ratio is a Better Criterion to Identify Septic Shock Patients After Flexible Ureteroscopic Lithotripsy**

*Cheng Ma, China*

**RF-01.47 The Association of Smoking with Urinary and Sexual Function Recovery Following Radical Prostatectomy for Localized Prostate Cancer: a Systematic Literature Review and Meta-Analysis.**

*Mrunal Hiwase, Australia*

**RF-01.48 The Cost of Nephrostomies in the Setting of Malignant Urinary Tract Obstruction and Palliative Malignancy**

*Mrunal Hiwase, Australia*

**RF-01.49 Transperineal Targeted Biopsy Clinically Significant Prostate Cancer Detection and**

**Complications Rate: Single Center Experience in Canada.**

*Hend Alshamsi, Canada*

**RF-01.50 Utility of Exime® Prostatic Stent as an Alternative for Indwelling Urethral Catheter: Single Centre Experience and Preliminary Outcomes**

*Jirayr Ajzajian, United Kingdom*

**RF-01.51 Will Post-Operative Blood Tests Be Routinely Necessary After a 14fr Super Mini PCNL and Do They Affect the Clinical Outcome?**

*Alberto Melchionna, United Kingdom*

**RF-01.52 Xanthogranulomatus Pyelonephritis : Its Development Through History**

*Jasmine Derex-Briggs, United Kingdom*

1430-1730



## **TAU: Turkish Association of Urology: Podium Presentations**

Room: Rumeli Ballroom B1

Moderators: Şenol Adanur, Türkiye / Murat Bağcıoğlu / Uğur Balci / Bülent Erkurt, Türkiye / Hikmet Köseoğlu, Türkiye / Rauf Nagiyev, Azerbaijan / Fatih Oğuz / Cahit Şahin, Türkiye / Senol Tonyali, Türkiye

### **Session 1**

Moderators

Bülent Erkurt, Türkiye

Cahit Şahin, Türkiye

Senol Tonyali, Türkiye

1430-1440

**Supine mini percutaneous nephrolithotomy step by step in pediatric patients (ID36)**

Numan Baydilli, Türkiye

1440-1450

**Metabolic and Clinical Characteristics of recurrent stone formers: A critical evaluation (ID12)**

Rasim Güzel

1450-1500

**Simulation and quantitative evaluation of three different techniques of endoscopic enucleation of prostate on a phantom model (ID189)**

Senol Tonyali, Türkiye

1500-1510

**Cancer Trends and Risk Factors in China over a 30-Year Period (1990-2019) (ID95634)**

Yongbao Wei, China

1510-1520

**3D Laparoscopic Psoas Hitch+lich Gregoir Method Ureteroneocystostomy in the Treatment of Right Ureteral Lower End Stenosis Where Endourological Methods Fail (ID94292)**

Şenol Adanur, Türkiye

### **Session 2**

Moderators

Hikmet Köseoğlu, Türkiye

Rauf Nagiyev, Azerbaijan

Özkan Polat

1530-1540

**Impact of Preoperative Factors in Testicular Cancer Local and Clinical Staging (ID75)**

Burak Karakuş

1540-1550

**Abilities of molecular diagnostics of prostate cancer in young men (ID23)**

Vladimir Yu. Startsev

- 1550-1600 **The use of intraoperative frozen section during nerve-sparing radical laparoscopic prostatectomy (ID169)**  
Sergey Kotov, Russia
- 1600-1610 **Evaluation of the functional results and safety of early removal of the urethral catheter after laparoscopic prostatectomy (ID 170)**  
Sergey Kotov, Russia
- 1610-1620 **Investigating Pathological Factors Affecting Pyeloplasty Outcomes in Pediatric Patients with Ureteropelvic Junction Obstruction (ID95846)**  
Yan Ma, China
- Session 3**  
Moderators  
Şenol Adanur, Türkiye  
Murat Bağcıoğlu  
Fatih Oğuz
- 1630-1640 **Urology Research Assistants' Perspective on Robotic Surgery: A Survey Study (ID123)**  
Serdar Basboga, Turkey
- 1640-1650 **Robotic radical prostatectomy and right kidney partial nephrectomy at the same session on a patient who had been diagnosed with localized stage prostate cancer and had right kidney bosniak type 3 cystic renal mass (ID33)**  
Hakan Karaca
- 1650-1700 **Lateral-Fixed versus Prone Position for PCNL: Analysis 1 000 Cases (ID186)**  
Liliya Tryfonyuk, Ukraine
- 1700-1710 **Does the fluid content of the water cushion have an effect on the success of ESWL? (ID195)**  
Onur Küçüktopçu
- 1710-1720 **The efficacy and safety of RIRS in the surgical treatment of kidney stones in pediatric patients (ID44)**  
Emrehan Gökşin, Turkey
- 1720-1730 **Do Prostate Volume and Prostate Diameters Affect the Anatomic Location of Positive Surgical Margins During Robot-Assisted Radical Prostatectomy (ID206)**  
Hüseyin Gültekin

1500-1800



### TAU: Turkish Association of Urology: Moderated Poster Presentations

Room: Hisar

Moderators: Ali Çift, TÜRKİYE / Cihan Demirel / Ozan Efesoy / Mustafa Ozan Horasanlı / Çoşkun Kaya / Orhan Koca / Ercan Öğreden, Türkiye / Enver Özdemir

#### Session 1 - 15.00-15.50 - Moderators: Orhan Koca, Cihan Demirel

Cryoablation as a Minimally Invasive Treatment Option for Small Renal Masses: Insights From Qatar (ID94548)

*Majd Alkabbani, Qatar*

Scoring System for Predicting Bladder Tumor Recurrence After BCG (Bacillus Calmette-Guerin) Treatment: Gustave Roussy Immune Score (Grim-Score) (ID29)

*Kazım Ceviz*

Laparoscopic left radical nephroureterectomy in a patient with transitional cell carcinoma of the upper urinary tract with a completely retrorenal colon (ID37)

*Ferhat Yakup Suceken*

Efficacy of Finasteride in Patients with Bladder Cancer Undergoing Bacillus Calmette-Guérin Therapy (ID89)

*Mohamad Mehdi Derisi*

**Session 2 - 16.00-16.50 - Moderators: Ercan Öğreden, Mustafa Ozan Horasanlı**

B-TURP versus HoLEP: Peri-Operative Outcomes and Complications in Frail Elderly (>75 Y.o.) Patients: a Prospective Randomized Study (ID94805)

*Andrea Fuschi, Italy*

Myofibroblasts Induced by Bladder Outlet Obstruction Secrete Ngf to Promotes Bladder Cancer Progression (ID96131)

*Mingyang Li, China*

Bilateral Lateral Video Endoscopic Inguinal Lymph Node Dissection in Penile Cancer (ID94420)

*Amit Sharma, India*

The safety, efficacy, and complications of mini-percutaneous nephrolithotomy in paediatric patients: A single tertiary center experience with 327 kidney units (ID40)

*Emrecaan Gökşin*

**Session 3 - 17.00-17.50 - Moderators: Levent Işıkkay, Ozan Efesoğlu, Ali Çift**

Impact of Alcohol, Smoking and Weed Use on Urinary Symptoms and Sexual Dysfunction in Young Healthy Adults (ID93196)

*Cosimo De Nunzio, Italy*

Is Male Infertility Related to Somatosensory Amplification, Erectile Dysfunction, Health Anxiety and Depression? (ID95422)

*Emre Güdük, Türkiye*

Impact of Diet and Physical Activity on Urinary Symptoms and Sexual Dysfunction in Young Healthy Adults (ID93194)

*Nicola Ghezzi, Italy*

Successful Treatment of Detachment of the Incision After Al-Ghorab Procedure: a Case Report (ID93990)

*Rifat Burak Ergül, Türkiye*

1545-1615



**Break**

Room: Exhibit Hall

1615-1745



**IC-15: Instructional Course: Advanced Ureteroscopy: Solving Complex Problems**

Room: Rumeli LL9

**Chair:** Michael Grasso, United States

This course is designed for the experienced endoscopist who wished to perform advanced ureteroscopic procedures including complex stone presentations, multimodality therapies for upper urinary tract urothelial carcinoma, and management strategies for the obstructed upper urinary tract. The internationally recognized faculty will emphasize pre-operative preparations, various imaging modalities, evolving instrumentation and accessories, and post-operative care. Strategies to increase efficiency while

minimizing complications will be emphasized. Management strategies addressing peri-operative complications will also be presented.

**Learning Objectives:**

At the end of this session, attendees should:

- Have a broad understanding of ureteroscopic technique and new innovative treatments
- Gain a comprehensive understanding of ureteroscopic lithotripsy techniques
- Be able to apply multimodality therapies for upper urinary tract urothelial carcinoma and upper urinary tract obstruction
- Reinforce preventative measures and treatment strategies for complications associated with RIRS

1615-1617

**Welcome and Introductions**

Michael Grasso, United States

1617-1630

**Difficult Access for Ureteroscopy and Accessories**

Scott Hubosky, United States

1630-1640

**RIRS - Endoscopes and Instruments**

Ehab Tawfik, Egypt

1640-1650

**RIRS - Endoscopic Lithotripsy**

Michael Grasso, United States

1650-1700

**Endoscopic Management of Upper Urinary Tract TCCA**

Michael Grasso, United States

1700-1716

**Treatment of Upper Urinary Tract Obstruction and Avoidance of Complication**

Scott Hubosky, United States

1716-1745

**Specialized Ureteroscopic Procedures - Interactive Cases Presentation and Discussion**

**IC-16: Instructional Course: Principles of Minimally Invasive Partial Nephrectomy**

1615-1745



**Room:** Rumeli LL12

**Chair:** Gonzalo Vitagliano, Argentina

This session aims to provide safe and efficient practices in minimally invasive partial nephrectomy across SIU members. Our main target audience are urologists with limited experience performing these procedures. Disparities in practice patterns of minimally invasive partial nephrectomy (MIPN) exist across the globe. Furthermore, these procedures present a significant initial learning curve. Therefore, there is a need for practice standardization. In this course, SIU members will learn the necessary principles to perform a safe and efficient laparoscopic or robotic-assisted partial nephrectomies. During this session, the specific procedural details will be shared through a thoughtful step-by-step manner.

**Learning Objectives:**

At the end of this session, attendees should be able to:

- Perform their first MIPN and better their surgical practice by standardizing their minimally invasive partial nephrectomies.
- Understand principles of good and safe minimally invasive partial nephrectomy will allow participants to advance their surgical and oncologic practice.

1615-1620

**Getting ready and First Steps**

Rafael Sanchez-Salas, Canada

1620-1632

**Trocar Placement for MIPN – Laparoscopic and Robotics**

Rafael Sanchez-Salas, Canada

1632-1644

**Safe Clamping and Ischemia Practices**

Gonzalo Vitagliano, Argentina

1644-1656

**Tumor Resection Techniques**

Alexis Rompré-Brodeur, Canada

1656-1708

**Different Tactics for Different Tumors**

Gonzalo Vitagliano, Argentina

1708-1720

**Step-by-stop Renorrhaphy and Reconstruction**

Andrés Hernández-Porras, Mexico

1720-1732

**Management of Surgical Complications**

Alexis Rompré-Brodeur, Canada

1732-1745

**Discussion and Q&A**

1615-1745



**MC-11: Master Class: Managing PUV – Options and Challenges** 

Room: Rumeli LL1

Co-Chairs: R B Nerli, India / Isteaq Ahmed Shameem, Bangladesh

1615-1630

**Prenatal diagnosis and early intervention in posterior urethral valves - Is it appropriate?**

1630-1645

**Posterior urethral valves: Indications for diversion**

R B Nerli, India

1645-1700

**Follow up of children with PUV and how long?**

Prahara Yuri, Indonesia

1700-1715

**Management of Valve bladder syndrome**

1715-1745

**Case discussion**

1615-1745



**MC-12: Master Class: Prostate Cancer Diagnosis – MRI, Biomarkers, Who to Biopsy and Active Surveillance**

Room: Rumeli LL3

Co-Chairs: Marc Dall'Era, United States / M. Hadi Radfar, Iran

1615-1627

**Advances in imaging**

Marc Dall'Era, United States

1627-1639

**TRUS Vs Transperineal biopsy - Which to Choose - Mini Debate**

Moderator: Matthew Cooperberg, United States

**TRUS**

Samit Chaturvedi, India

**Transperineal**

Marc Dall'Era, United States

1639-1651

**Recent Status of Biomarkers**

Mattei Agostino, Switzerland



1651-1703

**Genetic Testing - Can it Determine Appropriate Screening and Treatment Options!**

Leonard Gomella, United States

1703-1715

**Active Surveillance - Where do we Stand Today**

Matthew Cooperberg, United States

1715-1727

**Prognostic Factors and Prediction Models For Metastatic Prostate Cancer**

Gokul Vignesh KandaSwamy, United Kingdom

1727-1745

**Discussion and Q&A**

**MV-09: Master Video: Renal Preservation in Upper Tract Malignancy**

Room: Rumeli LL2

**Co-Chairs:** Michael Poch, United States / Petros Sountoulides, Greece



1615-1745

**Learning Objectives:**

At the end of the session attendees should be able to:

- Examine the latest surgical advances in renal preservation in upper tract malignancy
- Describe minimally invasive nephron-sparing surgery in upper tract urothelial cell carcinoma
- Detail the approach to nephron-sparing surgery in complex renal cell carcinoma cases

1615-1625

**NSS in Large Renal Mass for a Solitary Functioning Kidney**

Abhishek Singh, India

1625-1635

**Segmental Ureterectomy for Localized TCC**

Suresh Venugopal, United Kingdom

1635-1645

**Endourological Management of Small Renal TCC**

Saeed Bin Hamri, Saudi Arabia

1645-1655

**NSS in Multi Focal RCC**

Nicolae Crisan, Romania

1655-1705

**Percutaneous Resection of Pelvic TCC**

Stilianos Giannakopoulos, Greece

1705-1745

**Discussion**

**MP-10: Moderated Oral ePoster Session 10: Prostate Cancer - Clinical Advanced, Prostate Cancer - Clinical Localized and Miscellaneous (Cancer Related)**

Room: Rumeli LL7

Moderators: Brian Chapin, United States / Ioannis Gkialas, Greece



1615-1745

**MP-10.01 Comparing 3d U-Net and No-New-Net for Prostate Cancer Segmentation and Classification of Peripheral Zone and Central Gland Regions in mpMRI**

*Rajendra Nerli, India*

**MP-10.02 Exploring Gender Disparities in the Implementation of Cancer Screening Programs in Turkiye**

*Zuleyha Seyhan, Türkiye*

**MP-10.03 Outpatient Robot-Assisted Radical Prostatectomy: Do Patients Regret Being a Part of a Same-Day Discharge Pathway?**

*Mohammed Shahait, United Arab Emirates*

**MP-10.04 Adverse Events Related to Darolutamide Treatment: Analysis of "Real Life" Data From Eudravigilance (Ev) and the Food and Drug Administration (FDA) Database Entries**

*COSIMO DE NUNZIO, Italy*

**MP-10.05 Association Between Prescribing Specialty and Treatment-Related Complications in Patients Using Novel Hormonal Agents for Metastatic Castration-Resistant Prostate Cancer: a Population-Based Study**

*Alice Dragomir, Canada*

**MP-10.06 Cost-Effectiveness of Systemic Treatment Intensification in Men with Metastatic Hormone-Sensitive Prostate Cancer in the Australian Health System**

*Finin Cotter, Australia*

**MP-10.07 Proteomic Subsets in Metastatic Hormone Sensitive Prostate Cancer Determine Outcome to Endocrine Therapy**

*Simeng Wen, China*

**MP-10.08 Skull Metastases of Prostate Cancer at PSMA PET/CT Era: PSMA Uptake Characteristics and Oncological Outcomes**

*Baris Esen, Türkiye*

**MP-10.09 The Impact of Adjuvant Radio Therapy on Urinary Continence Recovery After Retzius Sparing Robot Assisted Prostatectomy**

*Silvia Secco, Italy*

**MP-10.10 Analysis of Survival and Prognostic Factors of Clear Cell Adenocarcinoma of the Prostate: a Case-Control Study for a Rare Cancer Entity**

*Yongbao Wei, China*

**MP-10.11 Analyzing the Survival Benefits of Cancer-Directed Surgery for Patients with Prostate Cancer: a Population-Based and Propensity Score Matching Study**

*Yongbao Wei, China*

**MP-10.12 Can Pelvic Lymph Node Dissection Be Avoided at Time of Radical Prostatectomy in Intermediate-Risk Prostate Cancer Patients with a Negative PSMA PET for Primary Nodal Staging?**

*Baris Esen, Türkiye*

**MP-10.13 Factors Relating to Development of Crpc After ADT Initiation**

*Laurence Klotz, Canada*

**MP-10.14 Follow-up Prostate Biopsies 12 Months After Treatment with HIFU and Tulsa. Results of Patients Included in the Randomized Controlled Trial Focal Ablation versus Radical Prostatectomy.**

*Eduard Baco, Norway*

**MP-10.15 Improved Urinary, Physical Function, and Quality of Life Among the Men Undergoing Curative Treatment in the Prostate Cancer - Patient Empowerment Program (Pc-Pep): Randomized Clinical Trial Secondary Analysis**

*Gabriela Ilie, Canada*

**MP-10.16 Low Toxicity of Focal Low-Dose-Rate (Ldr) Brachytherapy for Intermediate Risk Prostate Cancer**

*Timothy Harkin, Australia*

**MP-10.17 Rectal Spacer Reduces Gastrointestinal Side Effects of Salvage Radiation Post Radical Prostatectomy**

*Anne Hong, Australia*

**MP-10.18 The Association of Pi-Rads 4 or 5 Scoring and Biochemical Recurrence in Prostate Cancer with Low-Intermediate Risk**

*Kyung Hwan Kim, Korea, Rep.*

> RESCHEDULED TO MP-03 - THURS, OCT 12 - 1545-1715

**MP-10.19 The Effect of Protected Urethra Length on Continence and Oncological Results in Patients Who Have Radical Prostatectomy with the Urethra-Sparing Method**

*Ali Ünsal, Türkiye*

**MP-10.20 The Impact of Distance to Cancer Centre on the Choice of Treatments in Localized and Advanced Prostate Cancer in Northwestern Ontario**

*Hazem Elmansy, Canada*

**MP-10.21 The Role of PSMA PET/CT to Predict Upgrading in Patients Undergoing Radical Prostatectomy for ISUP Grade 1 Prostate Cancer**

*Baris Esen, Türkiye*

**MP-03.18 Robotic-Assisted Radical Cystectomy: the Use of Early Post-Operative Crp as a Predictor for Development of Ileus**

*Azka Yousaf, United Kingdom*

1615-1745



## SL-04: Semi-Live Surgery Interactive Session - Endourology

Room: Rumeli LL4

Chair: Jean de la Rosette, Türkiye

Moderators: Anastasios Anastasiadis, Greece / Patrick Mburugu, Kenya / Omer Levent Tuncay, Türkiye

1615-1630

### PCNL with IPG Laser

Surgeon: Alexey Martov, Russia

1630-1645

### Flexible Ureteroscopy

Surgeon: Wen Zhong, China

1645-1700

### Mini PCNL

Surgeon: Ranan Dasgupta, United Kingdom

1700-1715

### PCNL Supine

Surgeon: Madhu Sudan Agrawal, India

1715-1745

### Roundtable Discussion